

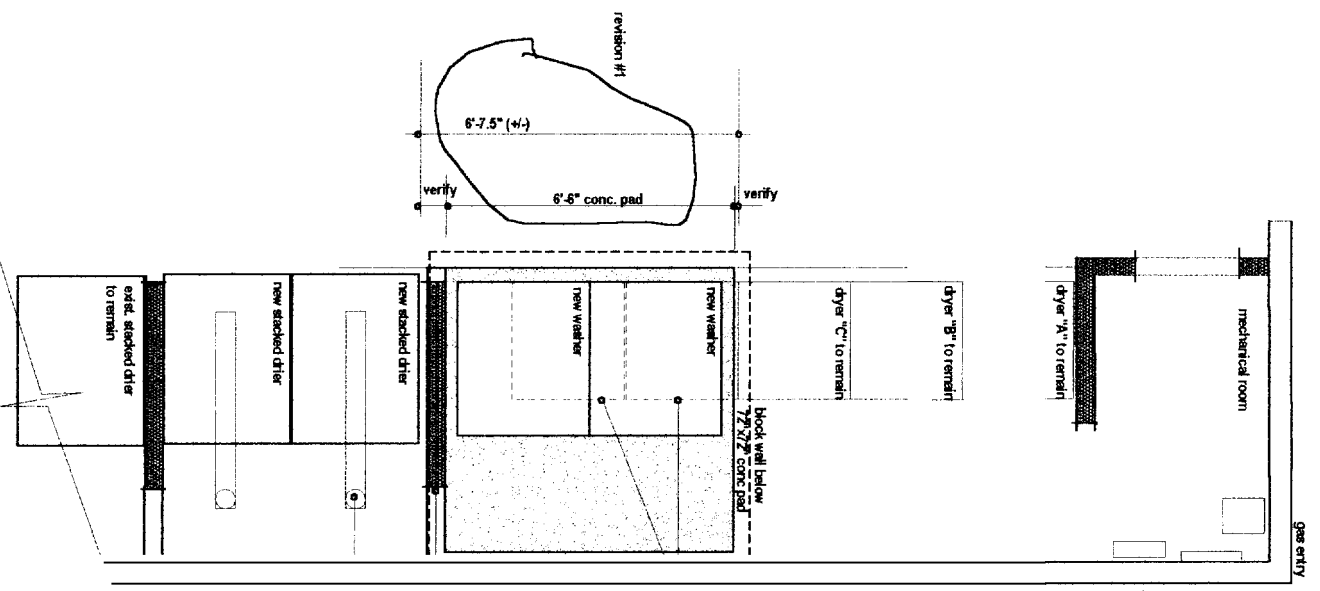
RE: Permit # 020528

SQUEEKY CLEAN LAUNDRY

May 14, 2012

02-0580

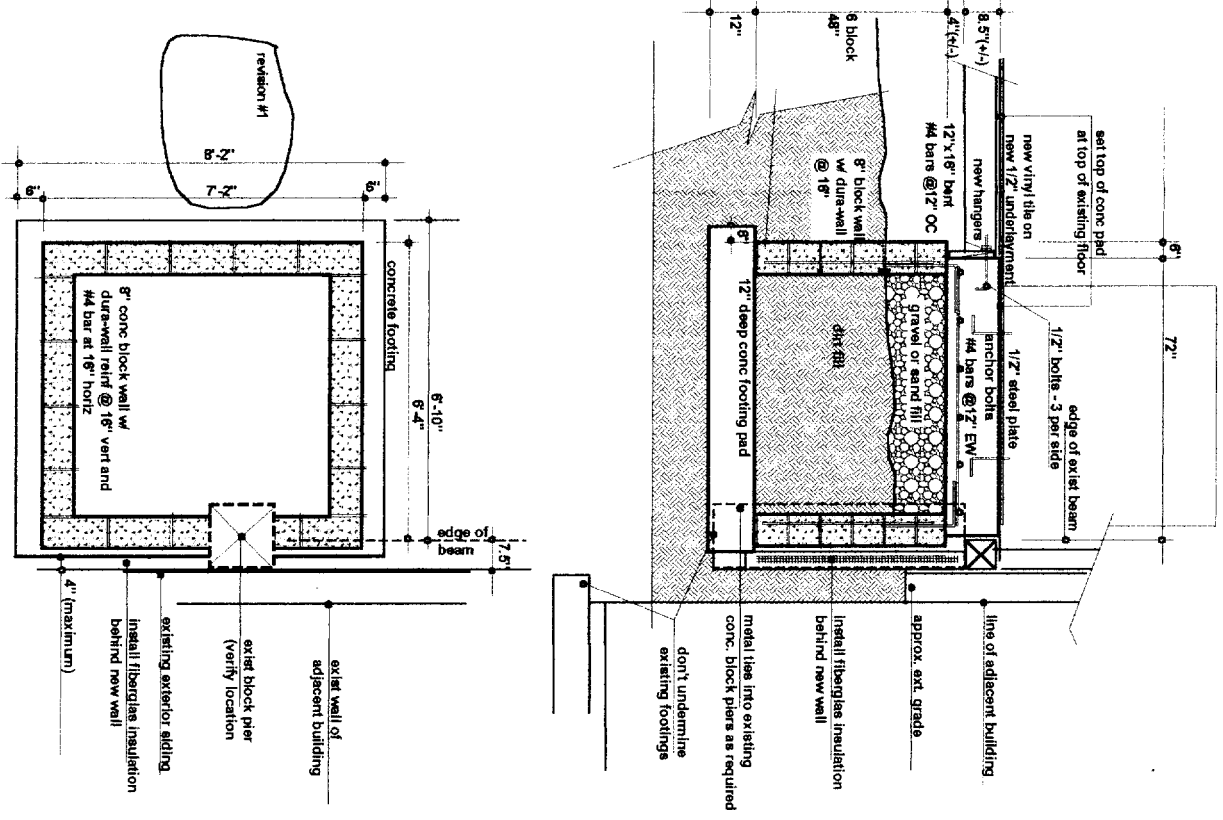
013-C-013



dryer A and B to be relocated at rear of shop vent to rear of building

dryer vents up through roof

new wall



set top of conc pad at top of existing floor

new vinyl tile on new 1/2" underlayment

new hangers

12" x 18" beam #4 bars @ 12" OC

6" block w/ 18" dura-wall @ 18"

12" deep conc footing pad

dry fill

gravel on sand fill

1/2" steel plate

1/2" bolts - 3 per side

edge of exist beam

line of adjacent building

approx. ext. grade

install fiberglass insulation behind new wall

metal tie into existing conc. block pier as required

don't undermine existing footings

existing exterior siding

install fiberglass insulation behind new wall

4" (maximum)

edge of beam

7'-2"

8'-2"

7'-2"

6'-10"

6'-4"

6"

concrete footing

8" block wall w/ dura-wall reinf @ 18" vert and #4 bar at 18" horiz

revision #1

William Nemmers Associates, Architect
 368 Brighton Avenue
 Portland, Me 04101

Squeaky Clean Laundromat
64 Washington Street
Portland, Maine

NEWMACHINE SUPPORT

Scale 1/4" = 1'-0"

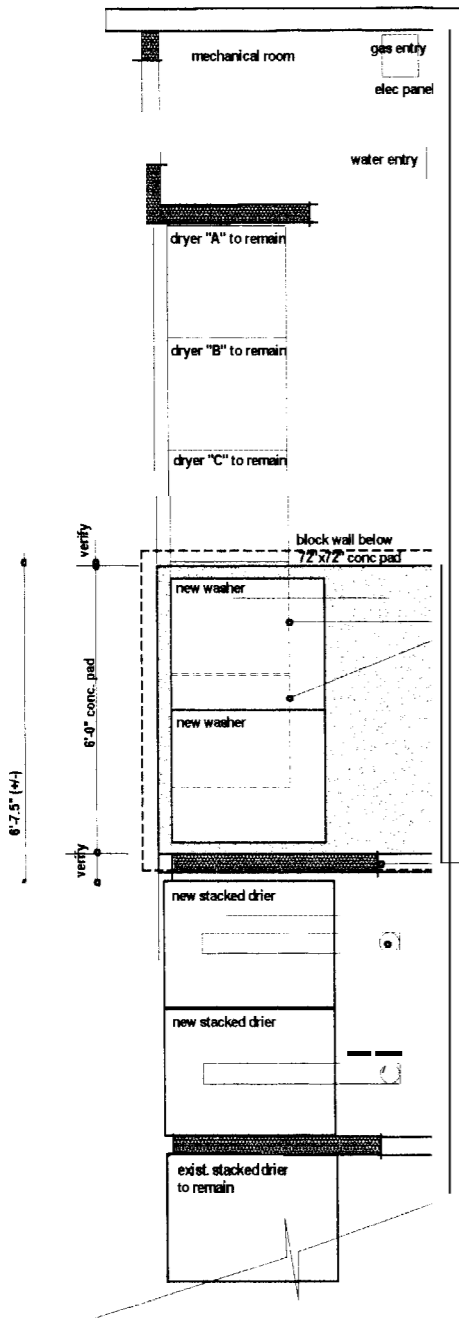
May 29, 2002

William Nemmers Architect
 368 Brighton Avenue
 Portland, Me 04101

NOTE #1: The existing electrical panel has enough unused circuits available to accommodate the additional machines.
 The existing panel had noted 22 washer circuits and 16 drier circuits and 2 spares.
 This plan will use 19 washer circuits and 17 drier circuits and 4 spares.

NOTE #2: All driers use gas for heat.

NOTE #3: Gas hot water heaters will remain as they are.

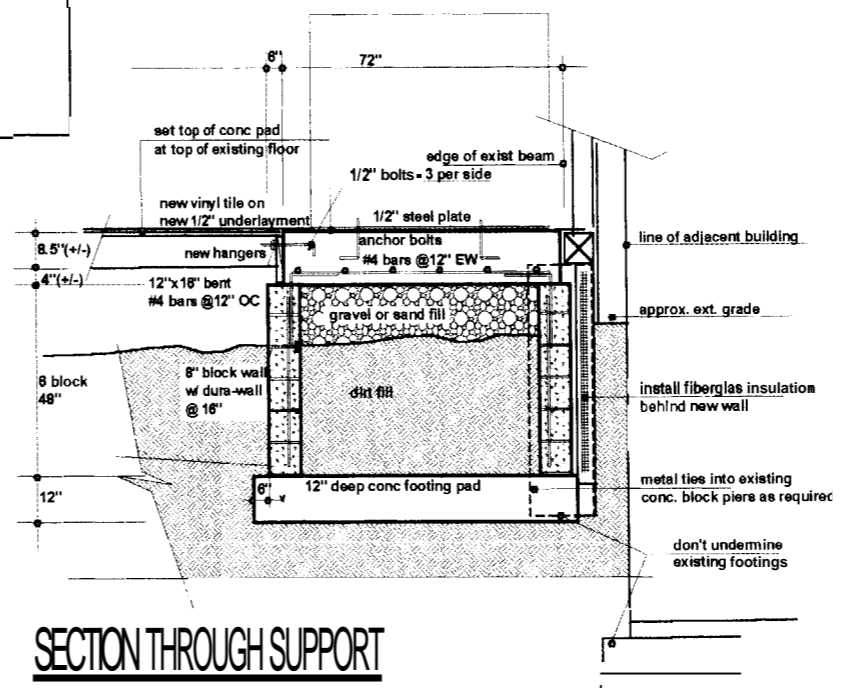



GENERAL PLAN

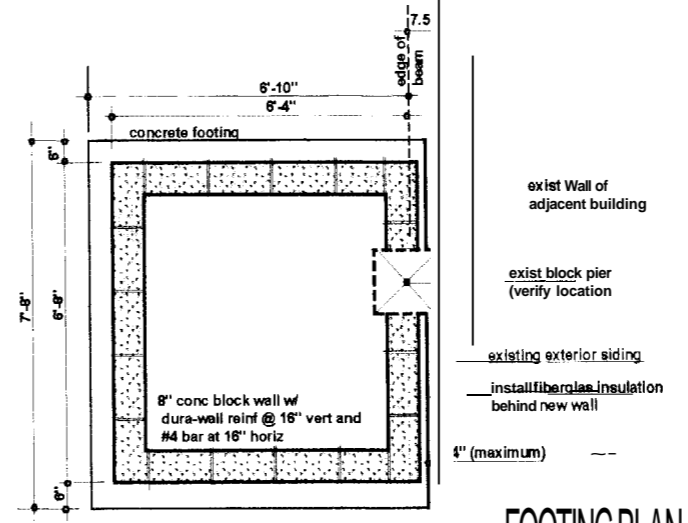
dryers #D and E to be located at rear of shop adjacent to rear of building

new wall

dryer vents up through roof



SECTION THROUGH SUPPORT



FOOTING PLAN

Squeaky Clean Laundromat
 64 Washington Street
 Portland, Maine

NEW MACHINE SUPPORT

Scale 1/4" = 1'-0"

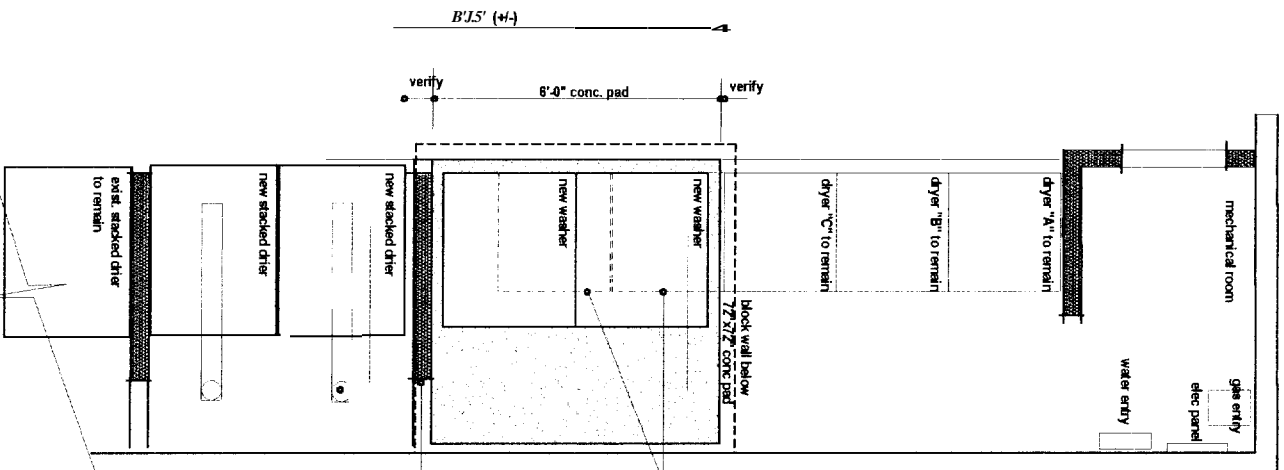
May 29, 2002

William Nemmers Associates, Architect
 368 Brighton Avenue
 Portland, Me 04101

NOTE #1: The existing electrical panel has enough unused circuits available to accommodate the additional machines.
 The existing panel had noted 22 washer circuits and 16 drier circuits and 2 spares. This plan will use 19 washer circuits and 17 drier circuits and 4 spares.

NOTE #2: All driers use gas for heat.

NOTE #3: Gas hot water headers will remain as they are.



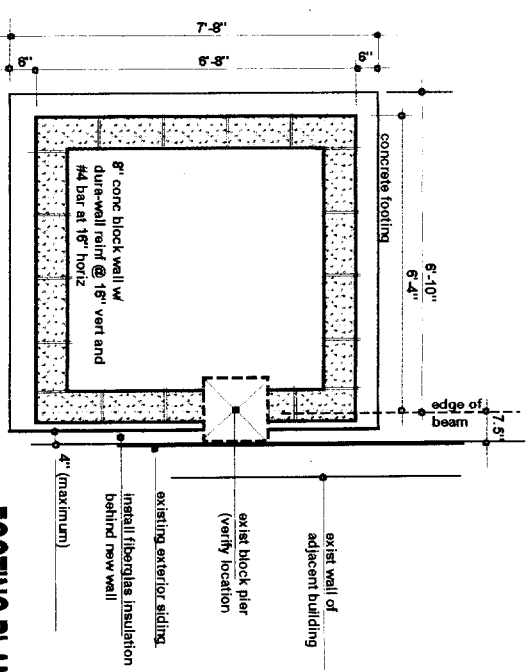
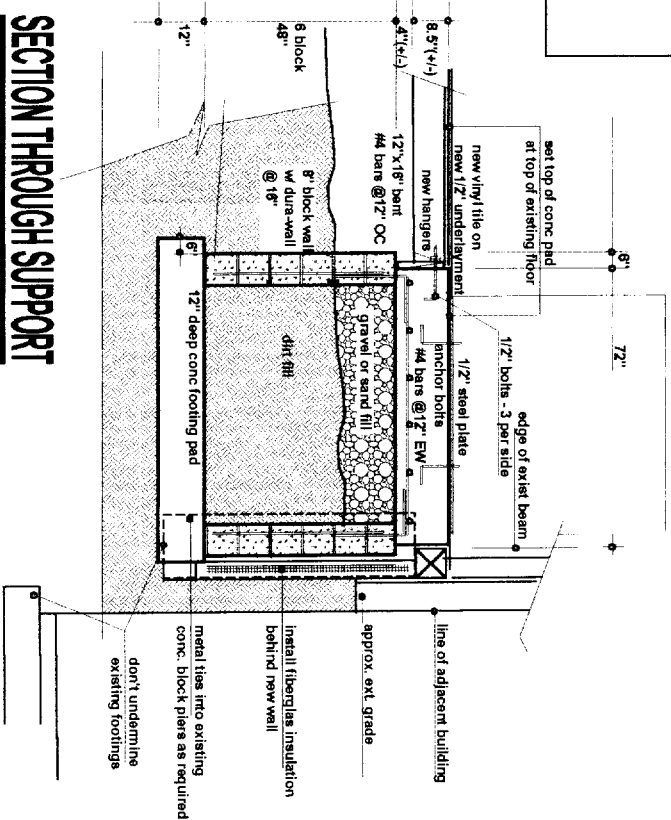
GENERAL PLAN

dryers #D and E to be relocated at rear of shop vent to rear of building

new well

dryer vents up through roof

SECTION THROUGH SUPPORT



FOOTING PLAN

