



## HP-1 Master bedroom/ Living room

### Submittal Data Sheet


3 PORT HP, DUCTLESS OD 2 TON  
3MXS24NMVJU

#### FEATURES

- Up to 18.9 SEER / Up to 12.7 EER / Up to 12.5 HSPF
- High-efficiency inverter driven swing compressor
- Low ambient heating to 5°F / -4°F with optional drain pan heater
- Specialized drain pan design for improved cold climate drainage

#### BENEFITS

- 12 Year limited parts warranty with online registration
- 5 Year limited parts warranty for commercial applications
- High efficiency cooling and heating operation provides utility bill savings
- Multiple indoor unit style options: wall mounted, floor standing, ceiling cassette, slim duct
- May qualify for regional utility rebates and incentives
- Compatible with optional Daikin ENVi Wi-Fi capable Smart Control





**Submittal Data Sheet**  
3 PORT HP, DUCTLESS OD 2 TON  
3MXS24NMVJU

**PERFORMANCE**

Outdoor Unit Model No.	3MXS24NMVJU	Outdoor Unit Name:	3 PORT HP, DUCTLESS OD 2 TON
Type:	Heat Pump		
Rated Cooling Conditions:	Indoor (°F DB/DB): 80 / 67 Ambient (°F DB/WB): 95 / 75	Rated Heating Conditions:	Indoor (°F DB/WB): 70 / 60 Ambient (°F DB/WB): 47 / 43
Rated Piping Length(ft):	25		
Rated Height Difference (ft):	49.00		
Rated Cooling Capacity (Btu/hr):	24,000	Rated Heating Capacity (Btu/hr):	24,000
Cooling Input Power (kW):		Heating Input Power (kW):	
EER (Non-Ducted/Ducted):	12.70 / 9.70	Heating COP (Non-Ducted/Ducted):	4.6 / 3.2
SEER (Non-Ducted/Ducted):	17.90 / 14.00	HSPF (Non-Ducted/Ducted):	12.5 / 8.2
Max/Min Cooling Capacity (Btu/hr):	30,000 /	Max/Min Heating Capacity (Btu/hr):	36,000 /

**OUTDOOR UNIT DETAILS**

Power Supply (V/Hz/Ph):	208-230 / 60 / 1	Compressor Type:	Inverter
Power Supply Connections:	L1, L2, Ground	Capacity Control Range (%):	-
Min. Circuit Amps MCA (A):	18.70	Airflow Rate (H) (CFM):	2,094
Max Overcurrent Protection (MOP) (A):	20.00	Gas Pipe Connection (inch):	1/2
Max Starting Current MSC(A):	15.50	Liquid Pipe Connection (inch):	1/4
Rated Load Amps RLA(A):	15.5	Sound Pressure (H) (dBA):	52
Dimensions (HxVxD) (in):	28-15/16 x 34-1/4 x 12-5/8	Sound Power Level (dBA):	
Net Weight (lb):	137		

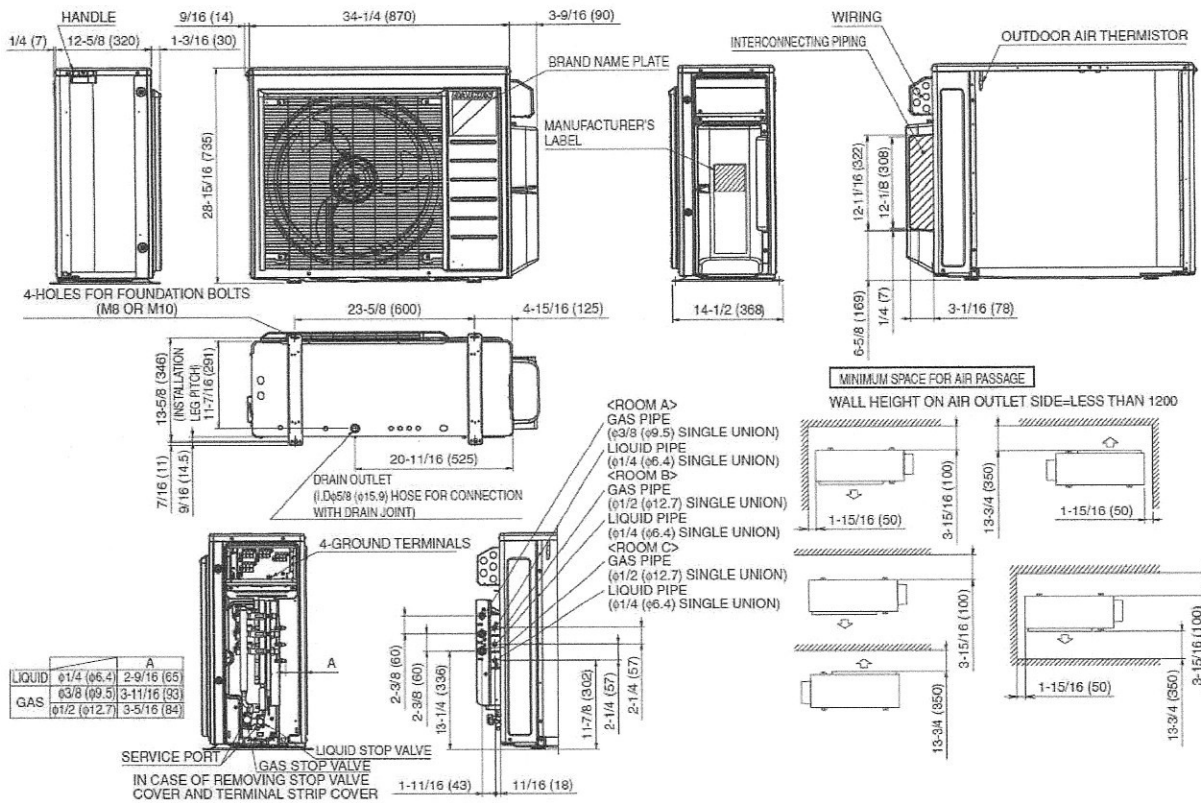


**Submittal Data Sheet**  
**3 PORT HP, DUCTLESS OD 2 TON**  
**3MXS24NMVJU**

**SYSTEM DETAILS**

Refrigerant Type:	R-410A	Cooling Operation Range (°F DB):	14 - 115
Holding Refrigerant Charge (lbs):	6.2	Heating Operation Range (°F WB):	5 - 72
Additional Charge (lb/ft):	0.01	Max. Pipe Length (Vertical) (ft):	49
Pre-charge Piping (Length) (ft):	132	Cooling Range w/Baffle (°F DB):	14 - 115
Max. Pipe Length (Total) (ft):	230	Heating Range w/Baffle (°F WB):	-4 - 72
Max Height Separation (Ind to Ind ft):	49		

**DIMENSIONAL DRAWING**



C: 3D093198



Master Bed room  
Living Room

## Submittal Data Sheet

FTXS12LVJU


FTXS12LVJU

### FEATURES

- Intelligent eye occupancy sensor
- Weekly timer for programmable comfort
- Low ambient heat operation down to 0° F
- Titanium apatite photocatalytic air purifying
- 12 year limited parts and compressor warranty with online registration

### BENEFITS

- Quiet operation





## Submittal Data Sheet

FTXS12LVJU

FTXS12LVJU

### PERFORMANCE

Indoor Unit Model No.	FTXS12LVJU	Indoor Unit Name:	FTXS12LVJU
Type:	Wall Mounted	Rated Cooling Conditions:	Indoor (*F DB/WB): 80 / 67 Ambient (*F DB/WB): 95 / 75
Rated Cooling Capacity (Btu/hr):	12,000	Rated Heating Conditions:	Indoor (*F DB/WB): 70 / 70 Ambient (*F DB/WB): 47 / 43
Sensible Capacity (Btu/hr):	9,250	Rated Piping Length(ft):	
Cooling Input Power (kW):	0.030	Rated Height Separation (ft):	
Rated Heating Capacity (Btu/hr):	12,000		
Heating Input Power (kW):	0.03		

### INDOOR UNIT DETAILS

Power Supply (V/Hz/Ph):	208-230 / 60 / 1	Airflow Rate (H/M/L/SL) (CFM):	403/307/205/155
Power Supply Connections:	See Outdoor Unit for Electrical Specs	Moisture Removal (Gal/hr):	4.0
Min. Circuit Amps MCA (A):		Gas Pipe Connection (inch):	3/8
Max Overcurrent Protection (MOP) (A):		Liquid Pipe Connection (inch):	1/4
Dimensions (HxWxD) (in):	11-5/8 x 31-1/2 x 8-7/16	Condensate Connection (inch):	5/8
Panel (HxWxD) (in):		Sound Pressure (H/M/L/SL) (dBA):	45/37/29/23
Net Weight (lb):	22	Sound Power Level (dBA):	57
Panel Weight (lb):		Ext. Static Pressure (Rated/Max) (inWg):	0.00 / 0.00

## Submittal Data Sheet

FTXS12LVJU

FTXS12LVJU

### DIMENSIONAL DRAWING

### FTXS09,12LVJU

