

Prepared For:  
**New Day Farm LLC**  
 Gorham Maine

Consultant:

Architect:  
**ARCHETYPE** architects  
 48 Union Wharf Portland, Maine 04101  
 (207) 772-6022 Fax (207) 772-4056

Project:  
**Sheridan Street Townhouses**  
 152 Sheridan Street  
 Portland Maine 04101

Revisions:

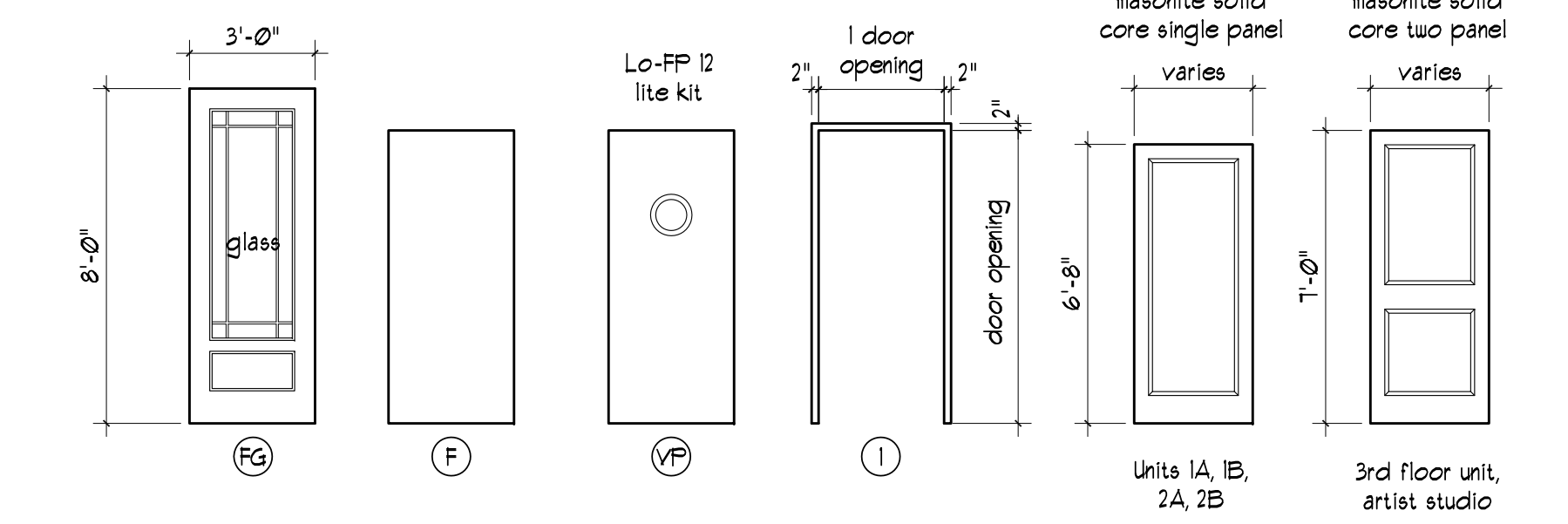
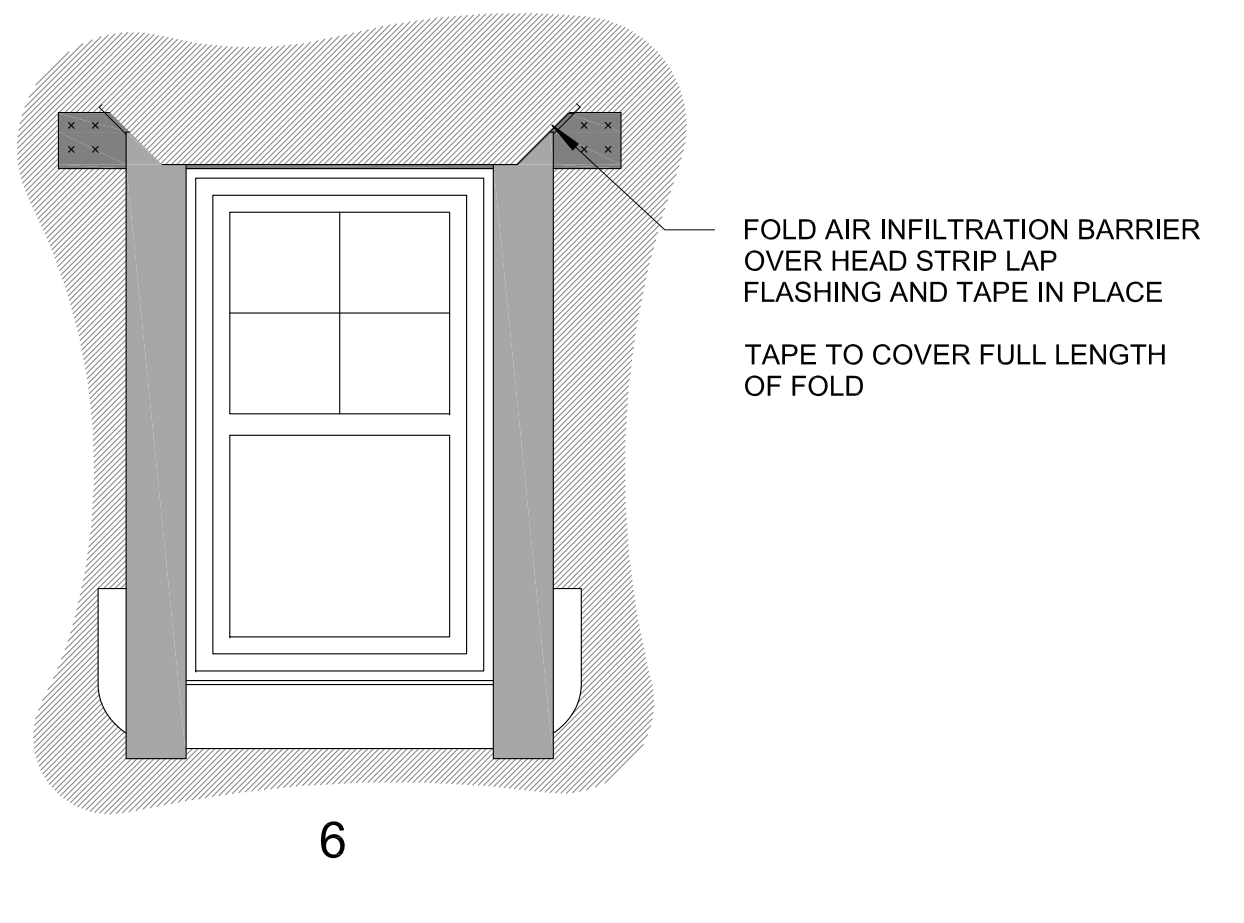
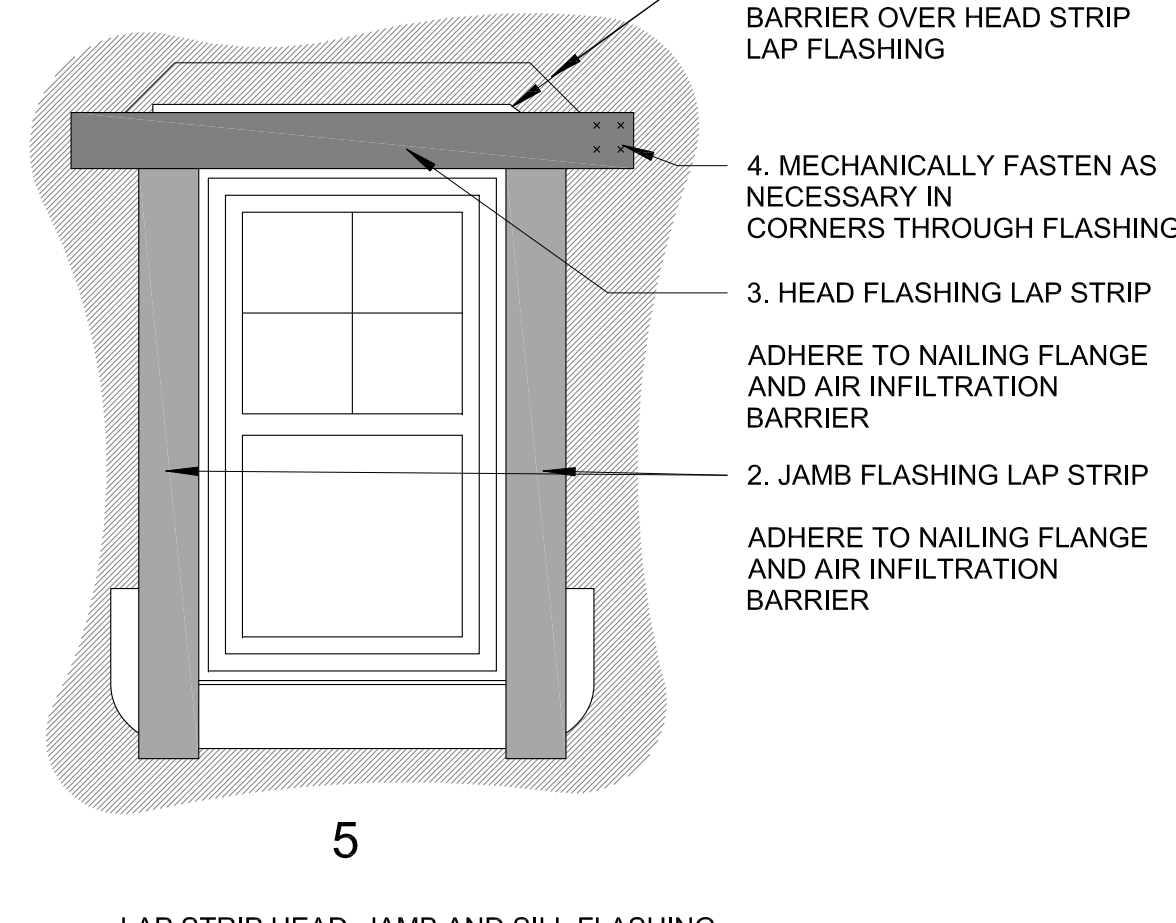
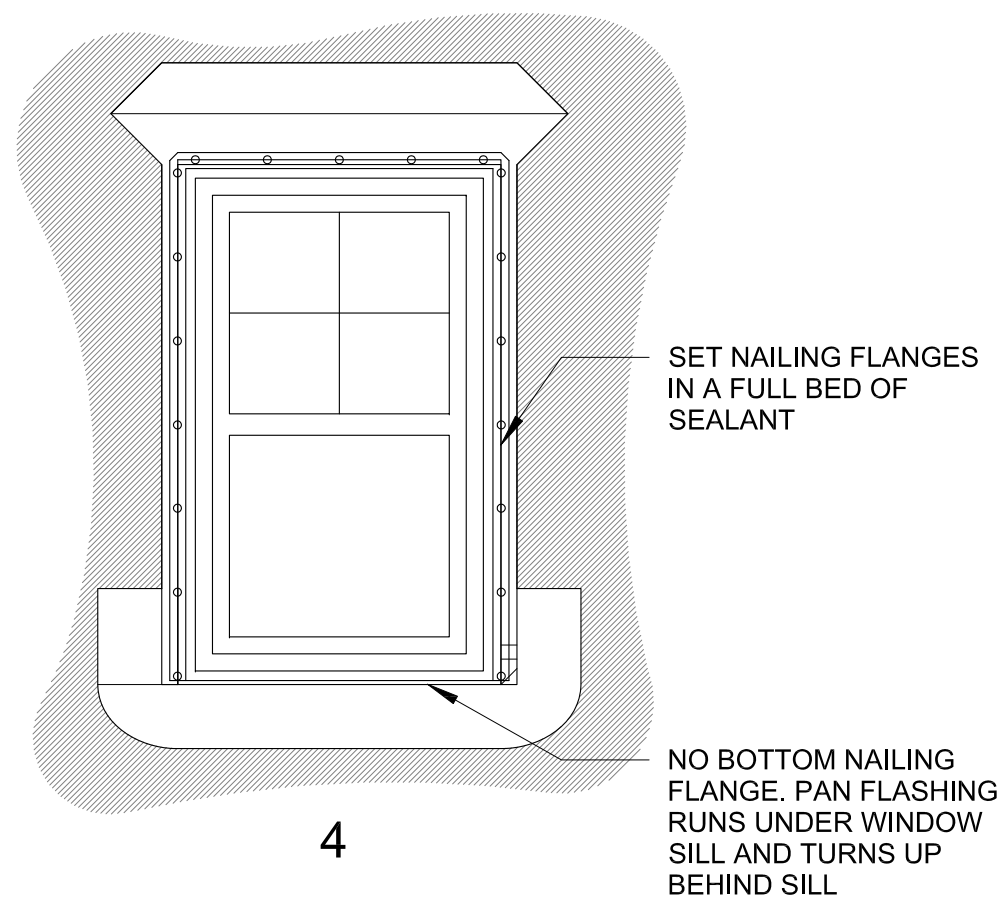
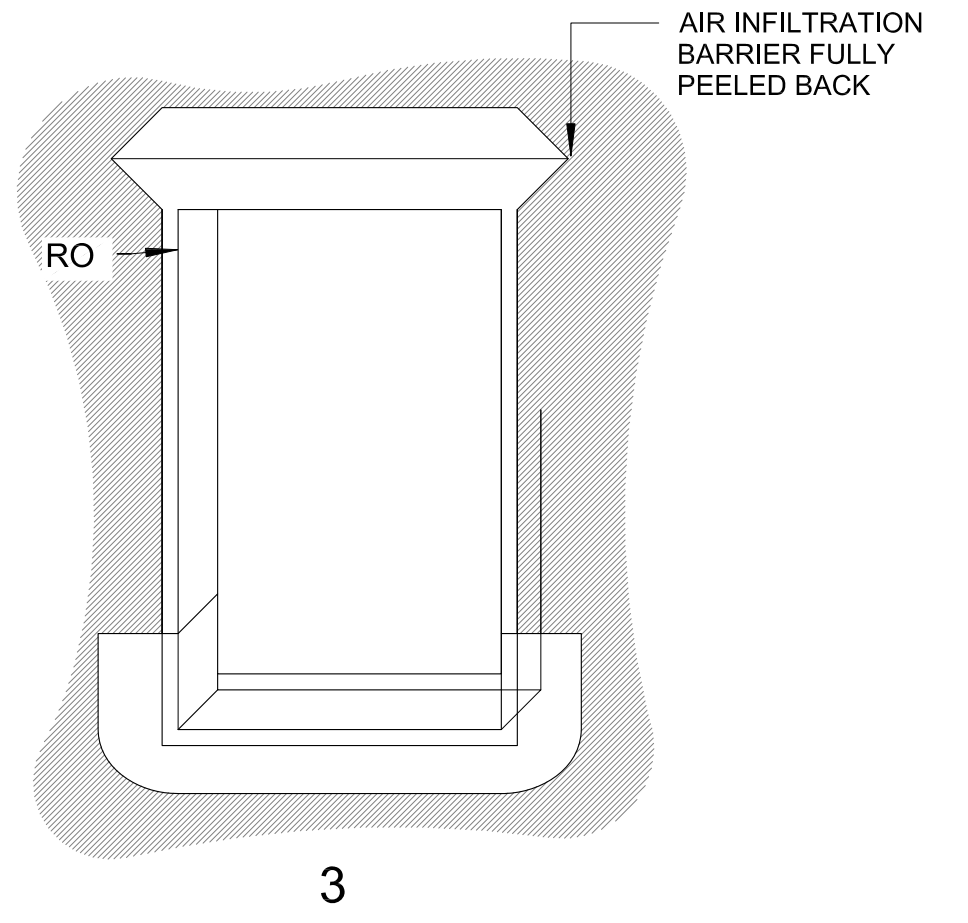
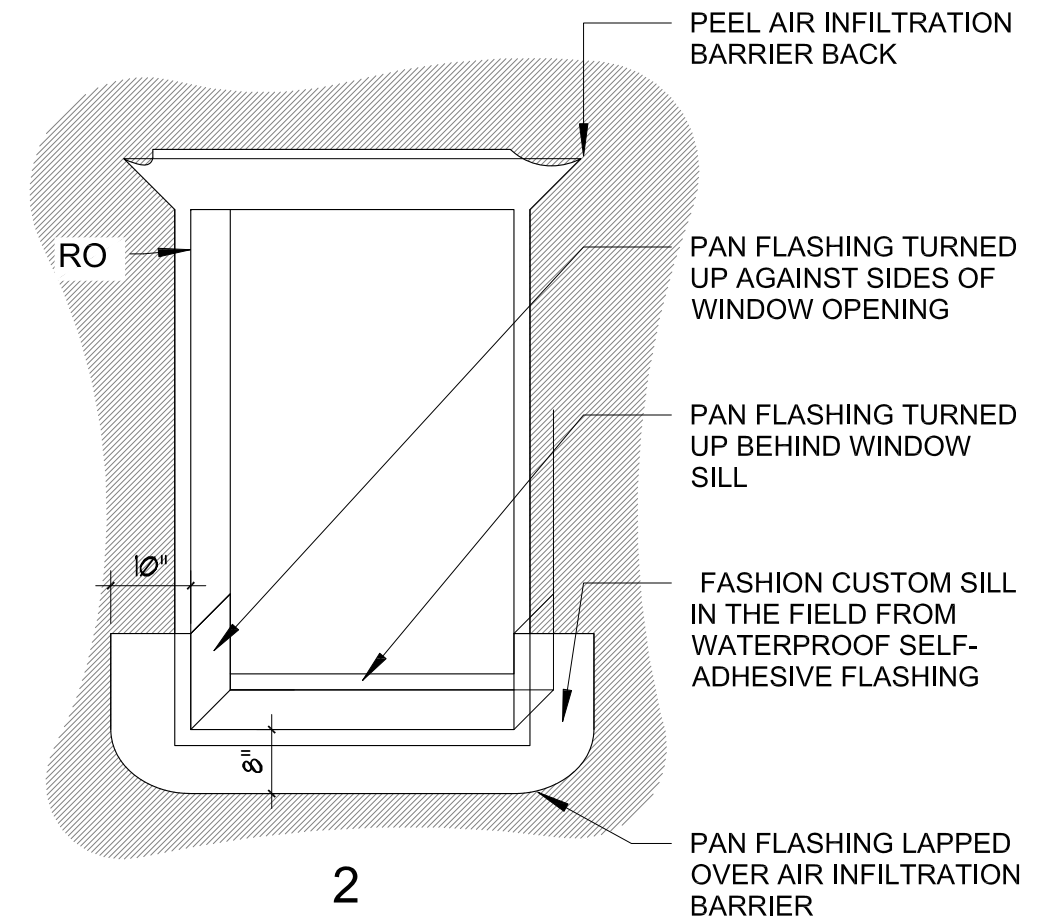
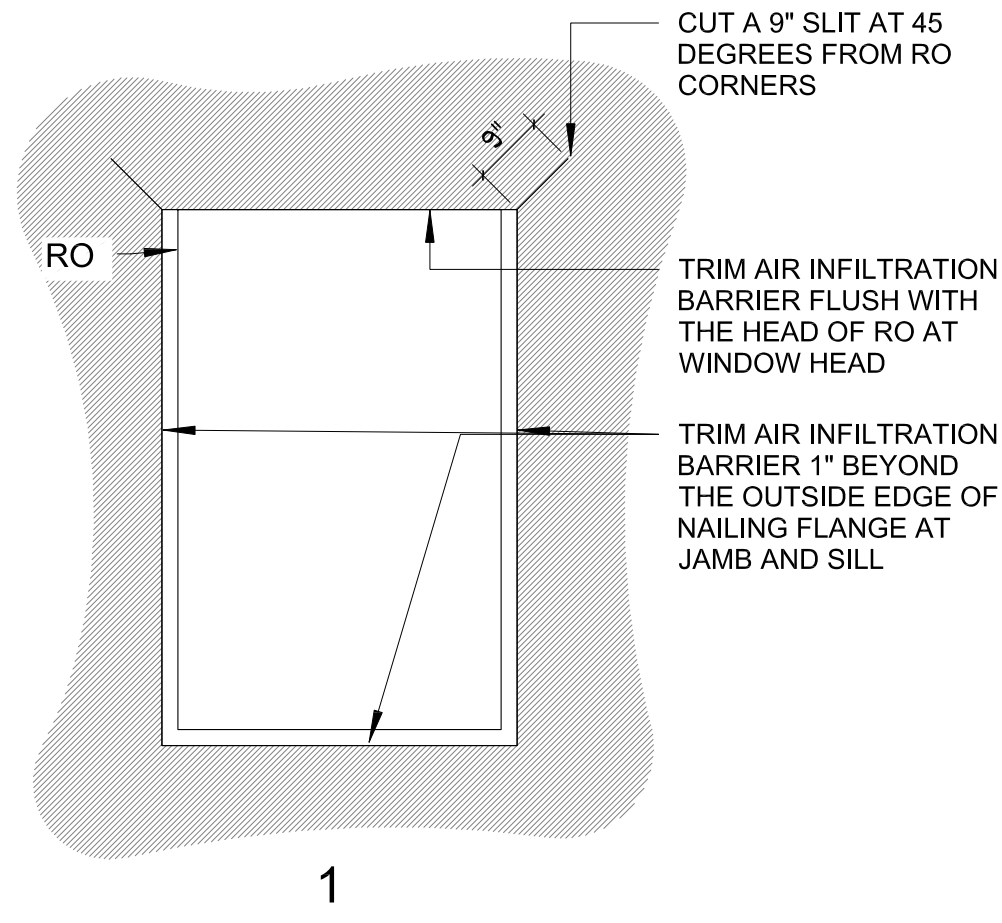
Date: March 10, 2014  
 Scale: AS NOTED

Door Schedule

a8.1

| MARK | ROOM NAME           | DOOR |                 |         |       |        |           |              | FRAME |         |          |        | HARDWARE    |             | REMARKS |
|------|---------------------|------|-----------------|---------|-------|--------|-----------|--------------|-------|---------|----------|--------|-------------|-------------|---------|
|      |                     | Type | Material        | Label   | Width | Height | Thickness | Finish       | Type  | Label   | Material | Finish | Hrdur. Func | Door Closer |         |
| 101  | LOBBY               | FG   | WOOD AND GLASS  | NONE    | 3-0   | 8-0    | 1 1/4     | polyurethane | 1     | NONE    | metal    | paint  | ---         | YES         | Note 1  |
| 102  | STAIR #1            | FG   | WOOD AND GLASS  | NONE    | 3-0   | 8-0    | 1 1/4     | polyurethane | 1     | NONE    | metal    | paint  | ---         | YES         |         |
| 103  | STAIR #1            | VP   | WOOD SC         | 1 HOUR  | 3-0   | 7-0    | 1 1/4     | ---          | 1     | 1 HOUR  | metal    | paint  | ---         | YES         |         |
| 104  | ELEVATOR            | F    | WOOD SC         | 1 HOUR  | 3-0   | 7-0    | 1 1/4     | ---          | 1     | 1 HOUR  | metal    | paint  | ---         | YES         |         |
| 105  | SPRINKLER CLOSET    | F    | WOOD SC         | 1 HOUR  | 3-0   | 7-0    | 1 1/4     | ---          | 1     | 1 HOUR  | metal    | paint  | ---         | YES         |         |
| 106  | GA                  |      |                 |         |       |        |           |              |       |         |          |        |             |             |         |
|      |                     |      |                 |         |       |        |           |              | 1     | NONE    | metal    | paint  | ---         | YES         |         |
| 109  | ELEVATOR CONTROLLER | F    | WOOD SC         | 1 HOUR  | 3-0   | 7-0    | 1 1/4     | ---          | 1     | 1 HOUR  | metal    | paint  | ---         | YES         |         |
| 110  | UNIT ENTRY          | F-BF | WOOD SC         | 20 MIN. | 3-0   | 7-0    | 1 1/4     | ---          | 1     | 20 MIN. | metal    | paint  | ---         | YES         |         |
| 111  | UNIT ENTRY          | F-BF | WOOD SC         | 20 MIN. | 3-0   | 7-0    | 1 1/4     | ---          | 1     | 20 MIN. | metal    | paint  | ---         | YES         |         |
| 112  | ELECTRICAL CLOSET   | F    | METAL           | NONE    | 3-0   | 7-0    | 1 1/4     | ---          | 1     | NONE    | metal    | paint  | ---         | YES         |         |
| 113  | GARAGE              | F    | INSULATED METAL | NONE    | 3-0   | 7-0    | 1 1/4     | ---          | 1     | NONE    | metal    | paint  | ---         | YES         | note 2  |
|      |                     |      |                 |         |       |        |           |              |       |         |          |        |             |             |         |
| 201  | STAIR #1            | F    | WOOD SC         | 1 HOUR  | 3-0   | 7-0    | 1 1/4     | ---          | 1     | 1 HOUR  | metal    | paint  | ---         | YES         |         |
| 202  | STAIR #2            | VP   | WOOD SC         | 1 HOUR  | 3-0   | 7-0    | 1 1/4     | ---          | 1     | 1 HOUR  | metal    | paint  | ---         | YES         |         |
| 203  | UNIT ENTRY          | F    | WOOD SC         | 20 MIN. | 3-0   | 7-0    | 1 1/4     | ---          | 1     | 20 MIN. | metal    | paint  | ---         | YES         |         |
| 204  | UNIT ENTRY          | F    | WOOD SC         | 20 MIN. | 3-0   | 7-0    | 1 1/4     | ---          | 1     | 20 MIN. | metal    | paint  | ---         | YES         |         |
|      |                     |      |                 |         |       |        |           |              |       |         |          |        |             |             |         |
| 301  | STAIR #1            | F    | WOOD SC         | 1 HOUR  | 3-0   | 7-0    | 1 1/4     | ---          | 1     | 1 HOUR  | metal    | paint  | ---         | YES         |         |
| 302  | ELEVATOR            | F    | WOOD SC         | 1 HOUR  | 3-0   | 7-0    | 1 1/4     | ---          | 1     | 1 HOUR  | metal    | paint  | ---         | YES         |         |

NOTES:  
 1. Doors to be provided with ADA compliant hardware, including lever operators, closers, and thresholds  
 2. Emergency egress only, no visible hardware on exterior  
 3. Rated doors to have smoke and draft control



**ORDER OF INSTALLATION OF WATER PROOFING AT WINDOWS.**

NOTES:  
 1. INSTALL AIR INFILTRATION BARRIER IN ORDER AS SHOWN BY NUMBERS.  
 2. IF APPLICABLE, LEAVE RELEASE PAPER ON LOWER HALF OF SILL FLASHING UNTIL FUTURE TIE-IN.  
 3. INSTALL FLASHING AND AIR INFILTRATION BARRIER TO FORM WATER SHEDDING LAPS  
 4. COORDINATE WITH FLASHING REQUIREMENTS OF WINDOW MANUFACTURER  
 5. FOLLOW MANUFACTURERS RECOMMENDATIONS FOR INSTALLATION.

LAP STRIP HEAD, JAMB AND SILL FLASHING. INSTALL IN ORDER OF NUMBERING