

---

## Maine Craft Distilling

3 messages

---

**Ryan Senatore** <ryan@senatorearchitecture.com>  
To: Jeanie Bourke <jmb@portlandmaine.gov>  
Cc: Luke Davidson <luke@mainecraftdistilling.com>

Fri, May 12, 2017 at 4:07 PM

Jeanie,

- 1.) Please see the attached foundation design for the Silo
- 2.) The Prep area will have undercounter refrigeration (no walk in coolers), this area will be to prepare 'Bar Snack' food to patrons in the seating area. The Bar will be a full service bar with typical equipment that a bar would have behind the counter.
- 3.) Please see the attached floor plan and RCP of the 123 Washington shell permit set which was approved a while back that indicates the fire rated walls, doors and the ceiling type you are referring to, let me know if this give the info you need. It is a bit of an overlap but that should cover the scope.




Thanks and have a nice weekend.

Ryan

Ryan Senatore, AIA LEED-AP  
Maine Licensed Architect  
RYAN SENATORE ARCHITECTURE  
207-650-6414  
[ryan@senatorearchitecture.com](mailto:ryan@senatorearchitecture.com)  
[www.senatorearchitecture.com](http://www.senatorearchitecture.com)

---

### 3 attachments

-  **Foundations 12-21.pdf**  
1579K
-  **A1-0 FIRST FLOOR PLAN.pdf**  
125K
-  **A1-1 REFLECTED CEILING PLAN.pdf**  
83K

---

**Jeanie Bourke** <jmb@portlandmaine.gov>  
To: Ryan Senatore <ryan@senatorearchitecture.com>  
Cc: Luke Davidson <luke@mainecraftdistilling.com>

Wed, May 17, 2017 at 11:41 AM

Hi Ryan,

Thanks for this information, I have some additional comments about using the original shell plans for this fit up permit:

1. The overlapping information is not consistent, please submit the plan details as requested for this project. For instance, the shell plan for A1-1 reflected ceiling plan does not provide the information specific to this fit up area.
2. Please do the same for sheet A1-0, the shell plan calls out a wall type 1B which is not listed on this fit up plan sheet A0-1 wall type. Rated door 124.1 is also not listed on this fit up sheet A7-0 door and window schedule.
3. The manual was previously submitted for the hopper bin, and in looking at this further and silo spec for a 12' diameter, the concrete depth for 7 rings is 12" for a square footer. Please confirm if this design is adequate for the local soil and frost depth conditions.

Let me know if you have any questions,

Best,  
Jeanie

*Jeanie Bourke*  
*Code Enforcement Officer/Plan Reviewer*  
*Team Leader*

City of Portland  
Permitting and Inspections Department  
389 Congress St. Rm 315  
Portland, ME 04101  
[jmb@portlandmaine.gov](mailto:jmb@portlandmaine.gov)  
(207)874-8715

[Quoted text hidden]

[Quoted text hidden]

Ryan Senatore, AIA LEED-AP  
Maine Licensed Architect  
RYAN SENATORE ARCHITECTURE  
207-650-6414  
[ryan@senatorearchitecture.com](mailto:ryan@senatorearchitecture.com)  
[www.senatorearchitecture.com](http://www.senatorearchitecture.com)

---

**Ryan Senatore** <[ryan@senatorearchitecture.com](mailto:ryan@senatorearchitecture.com)>  
To: Jeanie Bourke <[JMB@portlandmaine.gov](mailto:JMB@portlandmaine.gov)>  
Cc: Luke Davidson <[luke@mainecraftdistilling.com](mailto:luke@mainecraftdistilling.com)>

Thu, May 18, 2017 at 2:52 PM

Jeanie,

Please see the attached revised drawings with the revisions requested.

I will follow up with the Silo questions.

Thanks,

Ryan