

**GENERAL NOTES**

**1: DRAWING NOTES:**  
THE GENERAL CONTRACTOR SHALL OBTAIN AND PAY FOR ANY BUILDING PERMITS REQUIRED AND CARRY ANY INSURANCE COVERAGES REQUIRED.

**2: CODE COMPLIANCE:**  
ALL WORK SHALL CONFORM TO THE LATEST EDITION OF STATE, LOCAL, AND OTHER CODES WHICH APPLY TO THIS PROJECT OR HAVE JURISDICTION.

**3: COORDINATION:**  
IT IS THE RESPONSIBILITY OF THE CONTRACTOR TO COORDINATE ALL DISCIPLINES AND TRADES SO THAT ALL BUILDING SYSTEMS AND COMPONENTS CAN BE ASSEMBLED WITHOUT CONFLICTS. IN THE EVENT THAT THE CONSTRUCTION DOCUMENTS DEFINE CONDITIONS WHICH PROHIBIT, OR MAY PROHIBIT, SUCH ASSEMBLY, THE CONTRACTOR SHALL BRING TO THE ARCHITECTS ATTENTION, IN WRITING AND IN A TIMELY FASHION, SUCH CONDITION. THE CONTRACTOR SHALL NOT PROCEED WITH RELATED WORK WITHOUT A WRITTEN RESOLUTION CLARIFICATION FROM THE ARCHITECT. THE CONTRACTOR AND HIS/HER SUBCONTRACTORS SHALL BE RESPONSIBLE FOR PROVIDING MATERIALS AND SYSTEMS SHOWN IN THE CONSTRUCTION DOCUMENTS REGARDLESS OF WHERE THE INFORMATION IS LOCATED. WHERE COMPONENTS OF A SYSTEM ARE INDICATED THE CONTRACTOR SHALL BE RESPONSIBLE FOR PROVIDING ALL LABOR AND MATERIALS NECESSARY TO COMPLETE THE SYSTEM.

**4: DISCREPANCIES & CLARIFICATIONS:**  
THIS PROJECT INVOLVES THE FIT-UP OF AN EXISTING BUILDING. EXISTING DIMENSIONS SHOWN ON THE DRAWINGS ARE BELIEVED TO BE ACCURATE, BUT CANNOT BE GUARANTEED. MEASURE AND VERIFY DIMENSIONS IN FIELD PRIOR TO FABRICATION AND CONSTRUCTION. IT IS THE RESPONSIBILITY OF THE CONTRACTOR TO BRING TO THE ARCHITECTS ATTENTION, IN WRITING, ANY DISCREPANCIES OR AMBIGUITIES IN THE DRAWINGS AND/OR SPECIFICATIONS. THE CONTRACTOR SHALL NOT PROCEED WITH RELATED WORK WITHOUT A WRITTEN RESOLUTION OR CLARIFICATION FROM THE ARCHITECT.

**5: LAYOUT:**  
UNLESS INDICATED OTHERWISE, CENTER WALL FRAMING AND PARTITION FRAMING ON COLUMN LINES. FLOOR PLAN DIMENSIONS ARE TO CENTER OF FRAMING, FACE OF CONCRETE, FACE OF CMU, OR FROM COLUMN CENTERLINES, UNLESS INDICATED OTHERWISE. DOORS AND WINDOWS ARE DIMENSIONED TO CENTERLINES UNLESS INDICATED OTHERWISE.

**6: CENTERING:**  
UNLESS INDICATED OTHERWISE, CENTER BUILDING ELEMENTS WITHIN OR BETWEEN OTHER BUILDING ELEMENTS WHEN CONDITIONS OR THE DRAWINGS INDICATE OR IMPLY THAT SUCH IS THE INTENT, WHETHER OR NOT DIMENSIONS ARE INCLUDED.

**7: SYMMETRY:**  
WHERE CONDITIONS OR THE DRAWINGS INDICATE OR IMPLY THAT SYMMETRY IS INTENDED, INFORMATION IS TO BE SHOWN ON ONE SIDE APPLIES EQUALLY TO BOTH SIDES, UNLESS CONDITIONS CLEARLY PRECLUDE SUCH APPLICATION.

**8: ACCESSIBILITY:**  
ALL HANDICAPPED ACCESSIBLE BATHROOMS, GRAB BARS, AND DOOR OPENINGS SHALL MEET THE REQUIREMENTS OF TITLE 94-34B, CHAPTER 5 OF THE MAINE HUMAN RIGHTS COMMISSION TITLE LATEST EDITION & THE DEPARTMENT OF JUSTICE ADA STANDARDS FOR ACCESSIBLE DESIGN.

**9: DRAWING SCALES:**  
WORK FROM THE GIVEN DIMENSIONS ONLY. SCALE IS INDICATED ON THE DRAWINGS FOR CONVENIENCE ONLY. IT IS NOT INTENDED THAT INFORMATION BE DETERMINED BY SCALING THE DRAWINGS SINCE SOME ITEMS MAY NOT BE TO SCALE.

**10: WATER-RESISTANT GWB:**  
INSTALL WATER-RESISTANT GYPSUM WALL BOARD IN ALL REST ROOMS & TOILET ROOMS OR AT ANY WALL WITH PLUMBING FIXTURES.

**10A: HIGH IMPACT GWB:**  
INSTALL HIGH IMPACT GYPSUM WALL BOARD IN ALL STAIRWELLS

**11: INTERIOR ELEVATIONS:**  
INTERIOR ELEVATIONS MAY BE REVERSED FROM AND/OR SIMILAR TO ACTUAL CONDITIONS. SEE FLOOR PLANS FOR WINDOW AND DOOR QUANTITIES AND LOCATIONS, FOR CASEWORK LAYOUTS, AND FOR MONITOR LOCATIONS.

**12: BUILDING INSULATION:**  
PROVIDE AS INDICATED IN WALL SECTIONS AND IN ACCORDANCE WITH PARTITION TYPES, WHETHER OR NOT SHOWN IN DETAILS AND OTHER DRAWINGS. FOR CLARITY, INSULATION MAY NOT BE SHOWN IN SOME CASES, EVEN IF IT IS TO BE PROVIDED.

**13: BLOCKING:**  
INSTALL BLOCKING BEHIND ALL SURFACE-APPLIED FIXTURES TRIM, CASEWORK, SHELVES, BRACKETS, TOILET ACCESSORIES, CHAIR RAILS, PICTURE RAILS, GRAB BARS, BASE MOLDINGS, AND AS OTHERWISE REQUIRED, WHEN SUCH ITEMS ARE APPLIED ON STUD WALLS.

**14: PENETRATIONS AT STRUCTURAL MEMBERS:**  
BEFORE PENETRATING JOISTS, BEAMS OR OTHER STRUCTURAL MEMBERS, CONSULT WITH THE ARCHITECT.

**15: DAMAGED WORK:**  
BUILDING OR SITE COMPONENTS WHICH ARE AFFECTED BY NEW WORK, DEMOLITION, OR WHICH MAY BE DAMAGED BY THE GENERAL CONTRACTOR OR ANY SUB-CONTRACTOR SHALL BE REPLACED OR RESTORED TO ORIGINAL CONDITION AND COLOR TO MEET THE APPROVAL OF THE ARCHITECT.

**16: UTILITIES:**  
VERIFY THE SIZE AND LOCATION OF ALL UNDERGROUND UTILITIES AND REPORT ANY DISCREPANCIES TO THE ARCHITECT IN WRITING. DO NOT PROCEED WITH WORK UNTIL THE DISCREPANCY HAS BEEN RESOLVED TO THE SATISFACTION OF THE ARCHITECT.

**17: RATED CONSTRUCTION:**  
PROVIDE RATED CONSTRUCTION AS REQUIRED BY CODE, AS SPECIFIED, AND AS INDICATED ON DRAWINGS. IT IS THE RESPONSIBILITY OF THE CONTRACTOR TO PROVIDE AND INSTALL ALL COMPONENTS REQUIRED TO CREATE SUCH RATED CONSTRUCTION, REGARDLESS OF WHETHER OR NOT SUCH COMPONENTS ARE INDICATED. PROVIDE CONTINUITY OF SUCH RATED CONSTRUCTION AROUND AND BETWEEN SPACES, INCLUDING AT CHASES AND AT FLOORS, TO MAINTAIN COMPLETE SEPARATIONS, EVEN IF NOT SPECIFICALLY INDICATED.

**18: SHOP DRAWINGS:**  
SUBMIT SHOP DRAWINGS TO THE ARCHITECT FOR REVIEW PRIOR TO FABRICATIONS. SUBMITTALS REQUIRED INCLUDE, BUT ARE NOT LIMITED TO, SHOP DRAWINGS FOR ALL PREFABRICATED CONCRETE, STEEL, MILLWORK & SIGNAGE, SAMPLES OF ALL PROPOSED PAINTS, METALS, WALL COVERINGS, LAMINATES, SOLID SURFACE MATERIALS, CERAMIC TILE, AND HARDWARE. SUBMIT MANUFACTURERS' DATA FOR ALL LIGHTING SYSTEMS, AND HARDWARE.

**19: PERMITS:**  
THE GENERAL CONTRACTOR SHALL OBTAIN AND PAY FOR ANY BUILDING PERMITS REQUIRED AND CARRY ANY INSURANCE COVERAGES REQUIRED.

**20: INTERIOR FINISHES:**  
ALL INTERIOR FINISHES AND FURNISHINGS ARE TO BE CLASS 'A' FIRE-RATED AND ARE TO COMPLY WITH SECTION 920.0 BOCA (INTERIOR FLAME SPREAD).

**21: ELECTRICAL DESIGN:**  
REFER TO ELECTRICAL DRAWINGS AND SPECIFICATIONS

**22: WASTE REMOVAL:**  
THE GENERAL CONTRACTOR SHALL DISPOSE OF ALL WASTE AND DEBRIS OFF THE PREMISES.

**23: LANDLORD COORDINATION:**  
THE GENERAL CONTRACTOR MUST COORDINATE WITH THE BUILDING OWNER ALL ACTIVITIES INCLUDING BUT NOT LIMITED TO WORK WHICH WILL GENERATE EXCESSIVE NOISE AND MODIFICATION TO UTILITIES. WORK MUST NOT INTERFERE WITH EXISTING SMOKE DETECTORS, ALARMS OR BUILDING SYSTEM MANAGEMENT.

**24: TEMPORARY FACILITIES:**  
PROVIDE ALL TEMPORARY FACILITIES AND SERVICES, CONSTRUCTION AND SUPPORT FACILITIES, AND SECURITY AND PROTECTION AS NEEDED TO PROTECT NEW AND EXISTING CONSTRUCTION FOR THE DURATION OF A COMPLETE INSTALLATION.

**25: FINAL CLEANING:**  
EMPLOY EXPERIENCED WORKERS FOR FINAL CLEANING. CLEAN EACH SURFACE TO THE CONDITION EXPECTED IN A COMMERCIAL BUILDING CLEANING PROGRAM.

**26: MANUFACTURERS INSTRUCTIONS:**  
ALL MATERIALS & EQUIPMENT SHALL BE INSTALLED ACCORDING TO MANUFACTURER'S SPECIFICATIONS.

**27: GUARANTEE:**  
GUARANTEE: ALL MATERIALS AND WORKMANSHIP SHALL BE GUARANTEED FOR A PERIOD OF ONE YEAR FROM THE DATE OF FINAL ACCEPTANCE UNLESS OTHERWISE SPECIFIED FOR A LONGER PERIOD OF TIME ON A CERTAIN ITEM.

**28: ASBESTOS:**  
ALL MATERIAL USED FOR THE CONSTRUCTION OF THIS PROJECT, WHETHER BUILDING MATERIALS OR APPURTENANCES, SHALL BE NON-ASBESTOS CONTAINING MATERIAL.

**29: HAZARDOUS FUMES:**  
THE GENERAL CONTRACTOR SHALL CONFIRM THAT ALL MATERIAL AND FINISHES SPECIFIED AND THEIR FABRICATION OR INSTALLATION WILL NOT RELEASE FUMES OR AROMAS DURING CONSTRUCTION WHICH MAY BE A HAZARD OR NUISANCE TO PERSONNEL.

**30: PEST CONTROL:**  
SEAL AND CAULK AROUND ALL PENETRATIONS, CRACKS AND CREVICES AND ANY OPENINGS CAPABLE OF HARBORING INSECTS/RODENTS.

**31: EXPOSED UTILITIES:**  
ALL EXPOSED UTILITY WIRES AND PIPES (ELECTRICAL, PLUMBING, ETC) SHALL BE INSTALLED IN A WAY THAT DOES NOT OBSTRUCT OR PREVENT THE CLEANING OF FLOORS, WALLS, AND CEILING AREAS. THEY SHALL BE INSTALLED A MINIMUM OF 6" OFF FLOORS AND 1" OFF WALLS, CEILINGS AND ADJACENT PIPES.

**32: OWNER SUPPLIED EQUIPMENT:**  
EQUIPMENT SUPPLIED BY THE OWNER AND INSTALLED BY THE GENERAL CONTRACTOR:  
EQUIPMENT INFORMATION AND SPECIFICATIONS ARE TO BE THE MOST CURRENT AVAILABLE AT THE TIME OF DOCUMENTATION PREPARATION. THE GENERAL CONTRACTOR SHALL BE RESPONSIBLE FOR VERIFYING WITH THE OWNER THE EXACT DIMENSIONS AND EQUIPMENT CONNECTION REQUIREMENTS (INCLUDING ELECTRICAL CIRCUIT REQUIREMENTS) OF EQUIPMENT TO BE SUPPLIED. THE GENERAL CONTRACTOR SHALL MAKE ALL FINAL CONNECTIONS AS NOTED ON THE DRAWINGS. INSTALL THE SET UP IN WORKING ORDER, CHECK WARRANTIES, TEST AND NOT VOID WARRANTIES. THE GENERAL CONTRACTOR SHALL COORDINATE WITH THE OWNER DELIVERY, STORAGE AND INSTALLATION OF ALL OWNER SUPPLIED EQUIPMENT. THE GENERAL CONTRACTOR SHALL STORE EQUIPMENT IF REQUESTED BY THE OWNER UNTIL INSTALLATION. SEE DRAWINGS FOR OTHER OWNER SUPPLIED/GENERAL CONTRACTOR INSTALLED ITEMS.

**33: FIRE PROTECTION NOTE:**  
EXISTING SPRINKLERHEADS, ALARM SYSTEM AND DETECTORS ARE TO BE MODIFIED TO CONFORM WITH THE PROPOSED PLAN. COORDINATE WITH THE ARCHITECT, ANY MODIFICATION OR LOCATIONS WHERE EXISTING SYSTEMS ARE AFFECTED BY THE NEW DESIGN.

**34: SOILS AT FOOTINGS:**  
REPORT THE LOCATION OF ALL UNSUITABLE SOILS AND MATERIALS BELOW ANTICIPATED LEVEL OF FOOTING TO THE ARCHITECT PRIOR TO THE SETTING OF FORMS.

**35: ACCESS PANELS:**  
CONTRACTOR IS RESPONSIBLE FOR COORDINATING QUANTITY AND LOCATION OF ALL REQUIRED ACCESS PANELS FOR ALL MEP CONTROLS, CLEANOUTS, DAMPERS, PULL BOXES, ETC.

**36: EXISTING HAZARDOUS MATERIALS:**  
ALL HAZARDOUS MATERIALS INCLUDING BUT NOT LIMITED TO ASBESTOS AND LEAD PAINT ARE TO BE IDENTIFIED, ENCAPSULATED, ABATED AND DISPOSED OF IN ACCORDANCE WITH ANY AND ALL FEDERAL, STATE AND LOCAL REQUIREMENTS AND REGULATIONS.

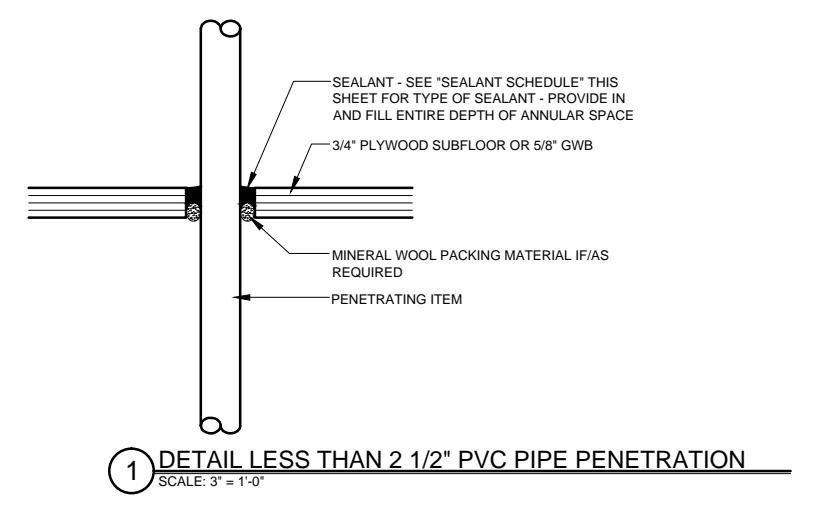
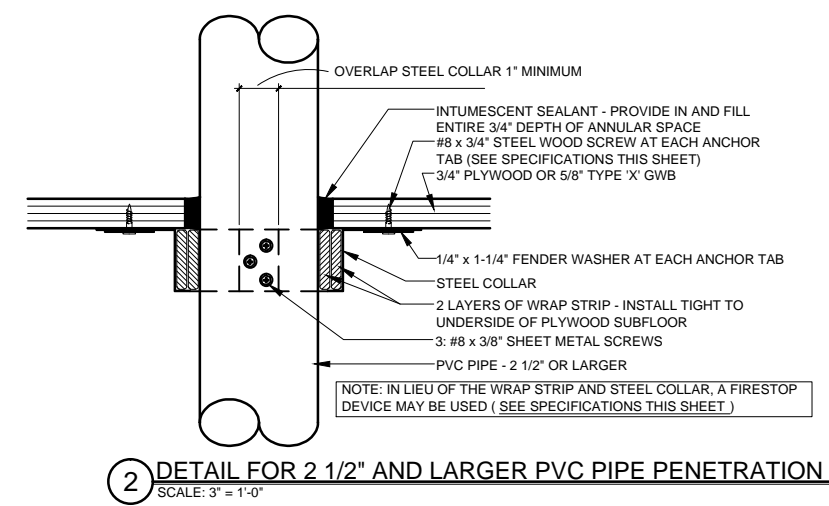
**37: INDUSTRY STANDARDS:**  
ALL WORK SHALL BE PERFORMED IN ACCORDANCE WITH INDUSTRY STANDARDS. STANDARDS INCLUDE BUT ARE NOT LIMITED TO THE FOLLOWING:

- AAMA AMERICAN ARCHITECTURAL MANUFACTURERS ASSOCIATION
- ACT AMERICAN CONCRETE INSTITUTE
- ANSI AMERICAN NATIONAL STANDARDS INSTITUTE
- ASTM AMERICAN SOCIETY FOR TESTS AND MATERIALS
- AWI ARCHITECTURAL WOODWORK INSTITUTE
- "CUSTOM GRADE"
- AWS AMERICAN WELDING SOCIETY
- IGMA INSULATING GLASS MANUFACTURERS ALLIANCE
- NAAMM NATIONAL ASSOCIATION OF ARCHITECTURAL METAL MANUFACTURERS
- NRCA NATIONAL ROOFING CONTRACTORS ASSOCIATION
- NTCA NATIONAL TILE CONTRACTORS ASSOCIATION
- SMACNA SHEET METAL AND AIR CONDITIONING NATIONAL ASSOCIATION
- WDMA WINDOW AND DOOR MANUFACTURERS ASSOCIATION

**ABBREVIATIONS**

A	AIR CONDITIONING	L	LABORATORY
AC	ACOUSTICAL CEILING TILE	LAM	LAMINATED
AD	AREA DRAIN	LB	POUND
ADAAG	AMERICANS WITH DISABILITIES ACT ACCESSIBILITY'S GUIDELINES	LH	LEFT-HAND
ADD	ADDENDUM	LCC	LEAD COATED COPPER
AF	ABOVE FINISHED FLOOR	M	MACHINE
AFF	AIR-HEATING UNIT	MACH	MASONRY
AL	ALUMINUM	MAT	MATERIAL
ARCH	ARCHITECT/ARCHITECTURAL	MAX	MAXIMUM
AWP	ACOUSTIC WALL PANEL	MD	MEDIUM-DENSITY OVERLAY
B	BACK-TO-BACK ANGLES	MECH	MECHANICAL
B.B.G.C.	BASE BUILDING GENERAL CONTRACTOR	MEMB	MEMBRANE
BL	BUILDING LINE	MET	METAL
BLDG	BUILDING	MEZZ	MEZZANINE
BLKG	BLOCKING	MFR	MANUFACTURER
BSMT	BASEMENT	MIN	MINIMUM
BTWN	BETWEEN	MISC	MISCELLANEOUS
BO	BY OTHERS	MO	MASONRY OPENING
C	COURSE (MASONRY)	MTD	MOUNTED
CER	CERAMIC	MTL	METAL
CG	CORNER GUARD	MB	MARKER BOARD
CH	COAT HOOK	N	NORTH
CJ	CONTROL JOINT	#	NUMBER
CL	CENTER LINE	NIC	NOT IN CONTACT
CLS	CERAMIC TILE	NOM	NOMINAL DIMENSION
CMU	CONCRETE MASONRY UNIT	NTS	NOT TO SCALE
CO	CLEAN OUT	O	ONOVER
COL	COLUMN	OC	ON CENTER
CONC	CONCRETE	OD	OUTSIDE DIAMETER/OUTSIDE DIMENSION
COND	CONDITION	OFF	OFF
CONN	CONNECT/CONNECTION	OP	OPENING
CONSTR	CONSTRUCTION	OPNG	OPENING
CONT	CONTINUOUS	OPP	OPPOSITE
CORR	CORRIDOR	OPH	ORIENTED STRAND BOARD
CT	CERAMIC TILE	OSB	ORIENTED STRAND BOARD
CUH	CABINET UNIT HEATER	OZ	OUNCE
D	DOUBLE	P	PURCHASED BY OWNER INSTALLED BY CONTRACTOR
DBL	DOUBLE	PBOIBC	PRECAST
DF	DRINKING FOUNTAIN	PC	PLATE
DIAM	DIAMETER	PLAM	PLASTIC LAMINATE
DIFF	DIFFUSER	PR	PAIR
DIM	DIMENSION	PR FAB	PRE-FABRICATE
DN	DOWN	PRIV	PRIVACY
DR	DOOR	PRIM	PRIMED
DSP	DRY STAND PIPE	PSI	POUNDS PER SQUARE FOOT
DWG	DRAWING	PTD	POUNDS PER SQUARE INCH
E	EAST	PTN	PARTITION
EA	EACH	PVC	POLYVINYL CHLORIDE
EL	ELEVATION	PWD	PRESSURE TREATED
ELEC	ELECTRICAL	PERF	PERFORATED
ELEV	ELEVATOR	Q	QUARRY TILE
ENTR	ENTRANCE	QT	QUARTER
EQ	EQUIPMENT	R	RISER/RADIUS
EQUIP	EQUIPMENT	RAD	RADIUS
EXP	EXPANSION	RB	RUBBER BASE
EXPB	EXPANSION BOLT	REF	REFLECTED CEILING PLAN
EXPJ	EXPANSION JOINT	RD	ROOF DRAIN
EXT	EXTERIOR	REBAR	REINFORCING BAR
EPDM	ETHYLENE PROPYLENE DIENE MONOMER	REF	REFRIGERATOR
EWIC	ELECTRIC WATER COOLER	REIN	REINFORCED
F	FAHRENHEIT	REQ	REQUIRED
FB	FLAT BAR	RES	RESILIENT
FC	FIRE EXTINGUISHER AND CABINET	REV	REVERSE
FD	FLOOR DRAIN	RM	ROOM
FE	FIRE EXTINGUISHER	RO	ROUGH OPENING
FEC	FIRE EXTINGUISHER CABINET	ROW	RIGHT OF WAY
FTWD	FIRE TREATED WOOD	S	SOUTH
FIN	FINISH	SCHED	SCHEDULE
FL	FLOOR	SFT	SQUARE FEET
FOB	FACE OF BRICK	SIL	SIMILAR
FOC	FACE OF CONCRETE	SPEC	SPECIFICATION
FOF	FACE OF FINISH	SQ	SQUARE
FOS	FACE OF STUDS	SS	STAINLESS STEEL
FOW	FACE OF WALL	STC	STANDARD TRANSMISSION CLASS
FPS	FIRE SUPPRESSION SYSTEM	STD	STEEL
FT	FOOTING	STR	STRUCTURE
FRG	FIBER REINFORCED GYPSUM	SUSP	SUSPENSION
FTR	FIN TUBE RADIATION	T	TONGUE/GROOVE
FH	FLUE HOOD	TAG	TELEPHONE
G	GAUGE	THK	THICK
GALV	GALVANIZED	TOP	TOP OF DECK
GB	GRAB BAR	TP	TYPICAL
GC	GENERAL CONTRACTOR	TV	TELEVISION
GFI	GROUND-FAULT INTERRUPTER	TB	TACK BOARD
GL	GLASS/GLAZING/GLAZED	TC	TOP OF CONCRETE
GLAM	GLUE-LAMINATED WOOD	U	UNDERWRITERS LABORATORIES, INC.
GND	GROUND	UV	UNIT VENTILATOR
GWB	GYPSUM WALL BOARD	V	VERTICAL
H	HOSE BIB	VCT	VINYL COMPOSITION TILE
HC	HANDICAP	VF	VERTICAL
HLL	HOLLOW METAL	VF	VERIFY IN FIELD
HORIZ	HORIZONTAL	VOL	VOLUME
HP	HORSE POWER/HIGH POINT/HEAT PUMP	W	WEST
HR	HOUR	W/O	WITHOUT
HW	HOT WATER	W	WITH
HVAC	HEATING VENTILATION AIR CONDITIONING	WD	WOOD
I	INCHES	WF	WIDE FLANGE
ID	INSIDE DIMENSION/INSIDE DIAMETER	WP	WORK POINT
IN	INCHES	WT	WEIGHT
INFO	INFORMATION		
INSUL	INSULATION		
J	JOIST		
JT	JOINT		
K	KILN-DRIED		
KIP	1000 POUNDS		

**FIRESTOPPING DETAILS**



**SPECIFICATIONS**

**WRAP STRIP:** 1/4" THICK x 1 1/2" MINIMUM WIDTH INTUMESCENT MATERIAL WITH PLASTIC FILM FACING BOTH SIDES. TEMPORARILY SECURE WITH MAKING TAPE. SPECIFIED TECHNOLOGIES INC. (STI) "SpecSeal RED Wrap Strip" OR "SpecSeal BU Wrap Strip" OR EQUAL.

**STEEL COLLAR:** WRAP STRIP MANUFACTURER'S STEEL COLLAR, FABRICATED FROM .016 INCH THICK GALVANIZED SHEET STEEL, WIDTH TO MATCH WRAP STRIP (1 1/2" MINIMUM), WITH 1 INCH x 2 INCH ANCHOR TABS AND RETAINER TABS. ANCHOR TABS TO BE SYMMETRICALLY OPPOSED AROUND COLLAR; PROVIDE 3 TABS FOR 2 1/2" AND 3" PIPE; PROVIDE 4 TABS FOR 4" PIPE.

**INTUMESCENT SEALANT:** ONE-PART, INTUMESCENT, LATEX ELASTOMER TESTED TO ASTM E 814. MINIMUM EXPANSION OF 3x AT 1000°F. 3M "FIRE BARRIER SEALANT CP-25WB-4" OR EQUAL.

**FIRESTOP SEALANT:** SINGLE COMPONENT NONCOMBUSTIBLE FIRE RATED SEALANT TESTED TO ASTM E 814. TESTED TO 3000°F. BOSOS 136 FIRESTOP/DRAFT SEALANT. MANUFACTURED BY ACCUMETRIC, LLC. OR EQUAL.

**SEALANT SCHEDULE:**

**INTUMESCENT SEALANT:** PROVIDE AT ALL PENETRATIONS THROUGH RATED CONSTRUCTION FOR PENETRATING ITEMS INCLUDING BUT NOT LIMITED TO: PVC PIPE, ROOF LEADER PIPES, GAS PIPES & LINES, SPRINKLER PIPES, ELECTRICAL & COMMUNICATIONS CABLES & WIRES, AND ALARM SYSTEM WIRES. DO NOT USE INTUMESCENT SEALANT AT DOMESTIC HOT WATER OR HYDRONIC HEATING SYSTEM PIPES.


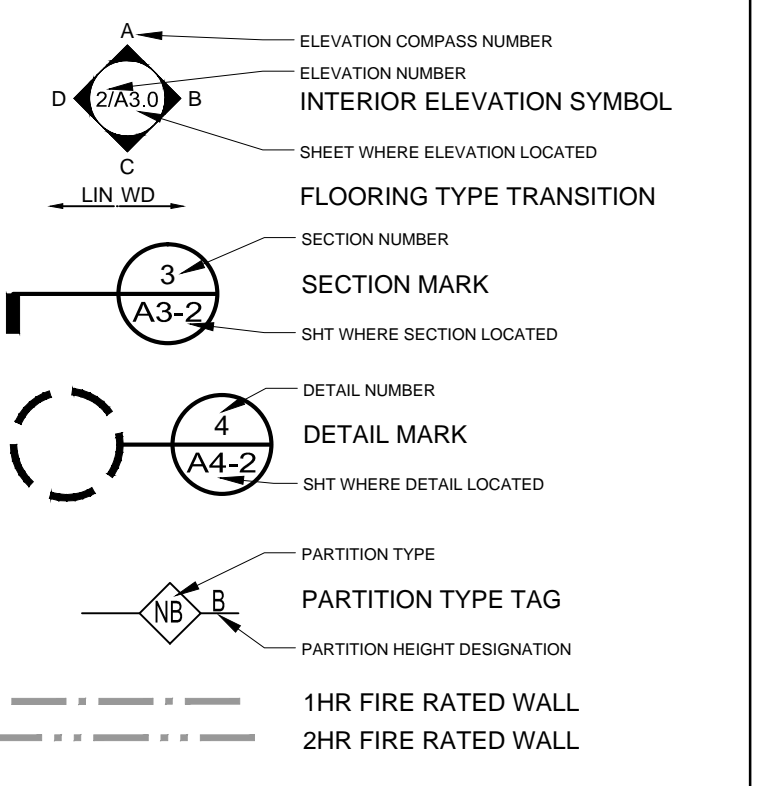
**FIRESTOP SEALANT:** PROVIDE AT ALL PENETRATIONS THROUGH RATED CONSTRUCTION FOR PENETRATING ITEMS INCLUDING DOMESTIC HOT AND COLD WATER PIPES AND HYDRONIC HEATING SYSTEM PIPES.

**NOTE:**

FOR LOCATIONS OF RATED CONSTRUCTION, SEE ARCHITECTURAL FLOOR PLANS AND SECTIONS

**DRAWING LEGEND**

	EARTH		BEDROOM		ROOM NAME AND NUMBER
	POROUS FILL		DOOR		DOOR NUMBER
	CONCRETE		WINDOW		WINDOW NUMBER
	CONCRETE MASONRY UNIT		FLOOR-CEILING TYPE		ROOF SYSTEM TYPE
	BRICK		SLAB TYPE		FIRE EXTINGUISHER
	STEEL				
	WOOD - ROUGH				
	GYPSUM BOARD				
	RIGID INSULATION				
	BATT INSULATION				
	CELLULOSE INSULATION				



© 2017 RYAN SENATORE ARCHITECTURE

**MAINE CRAFT DISTILLING**  
123 WASHINGTON STREET  
PORTLAND, MAINE



**RYAN SENATORE ARCHITECTURE**  
565 CONGRESS STREET  
PORTLAND, MAINE 04101  
207-650-6414  
senatorearchitecture.com

CONSULTANTS:

REVISIONS:

DATE: FEBRUARY 14, 2017

PROJECT No. 1666

DRAWN BY: RRT

CHECKED BY: RJS

SCALE: AS NOTED

SHEET TITLE:

GENERAL NOTES, ABBREVIATIONS, AND LEGENDS

G1-0