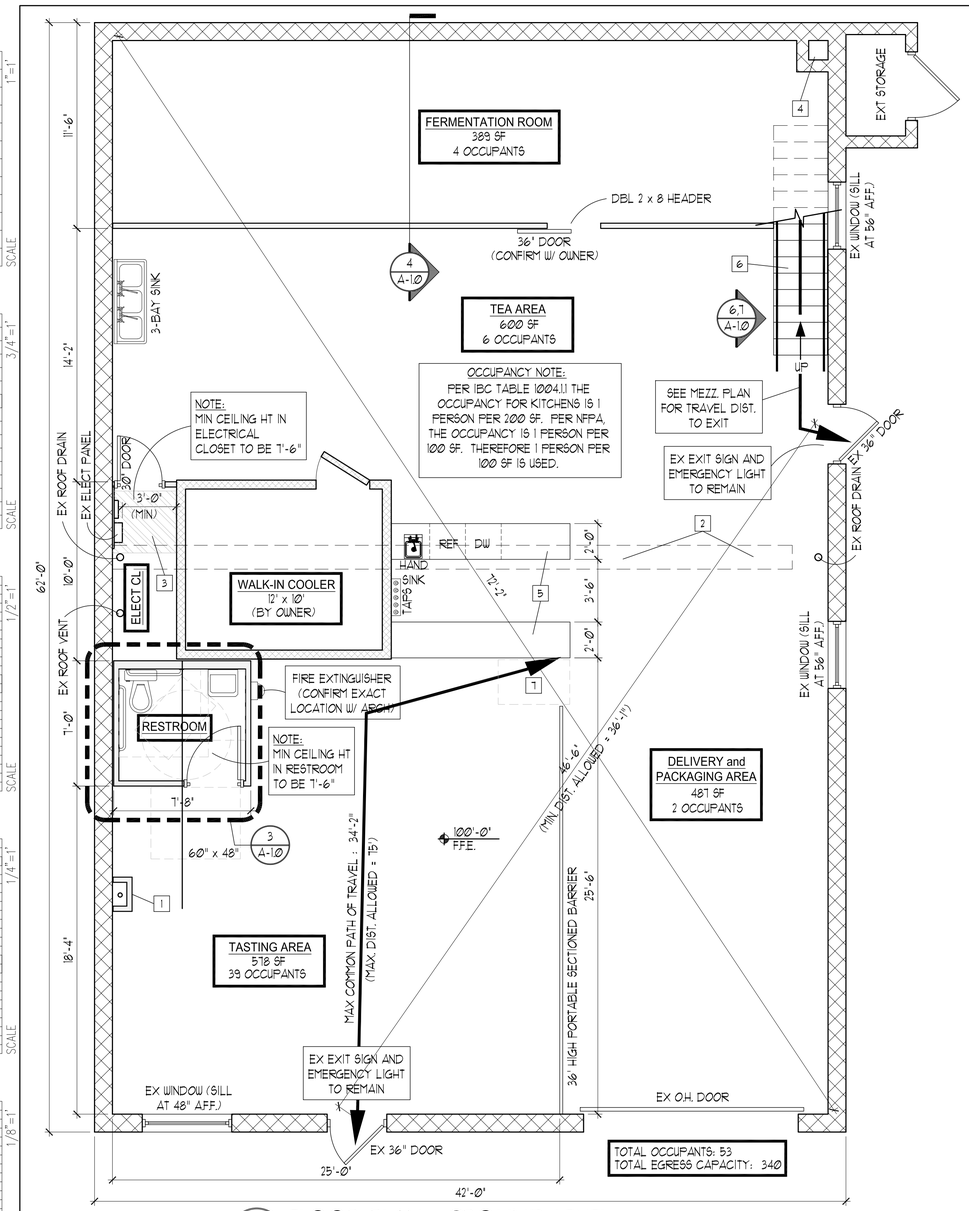

1 FLOOR PLAN - GROUND LEVEL

0 4'-0" SCALE: 1/4" = 1'-0"

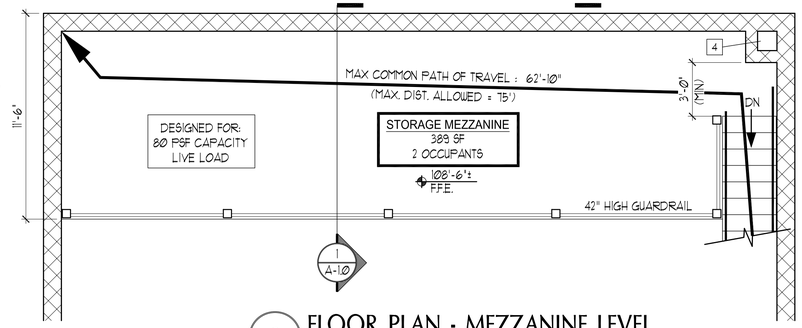

2 FLOOR PLAN - MEZZANINE LEVEL

0 4'-0" SCALE: 1/4" = 1'-0"

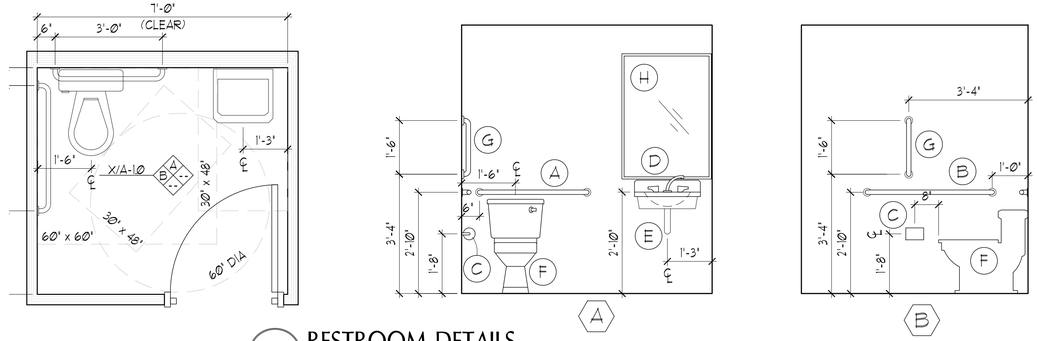

3 RESTROOM DETAILS

0 2'-0" SCALE: 1/2" = 1'-0"

RESTROOM ACCESSORIES SCHEDULE

- (A) 3'-0" x 1 1/2" DIA GRAB BAR w/ PENNED GRIPS W/ MOUNTING HEIGHT ℄ @ 2'-10" AFF
- (B) 3'-6" x 1 1/2" DIA GRAB BAR w/ PENNED GRIPS W/ MOUNTING HEIGHT ℄ @ 2'-10" AFF
- (C) TOILET PAPER DISPENSER W/ MOUNTING HEIGHT ℄ @ 20" AFF
- (D) ADA FAUCET AND WALL-MOUNTED SINK W/ TOP AT 2'-10" A.F.F.
- (E) UNDER LAVATORY PIPE INSULATION GUARDS
- (F) ADA TOILET
- (G) 1'-6" x 1 1/2" DIA GRAB BAR w/ PENNED GRIPS MOUNTED W/ BOTTOM AT 3'-4" AFF.
- (H) 30" x 42" MIRROR W/ BOTTOM AT 3'-4" AFF.

NOTES:

1. ALL FIXTURES TO BE ADA ACCESSIBLE FIXTURES.
2. TOILETS IN ELEVATIONS ARE SHOWN FOR ILLUSTRATION PURPOSES ONLY.
3. SOAP DISPENSERS BY OWNER (EXACT LOCATION TO BE DETERMINED) - HT AT 40" AFF.
4. TOWEL DISPENSERS BY OWNER (EXACT LOCATION TO BE DETERMINED) - HT AT 40" AFF.

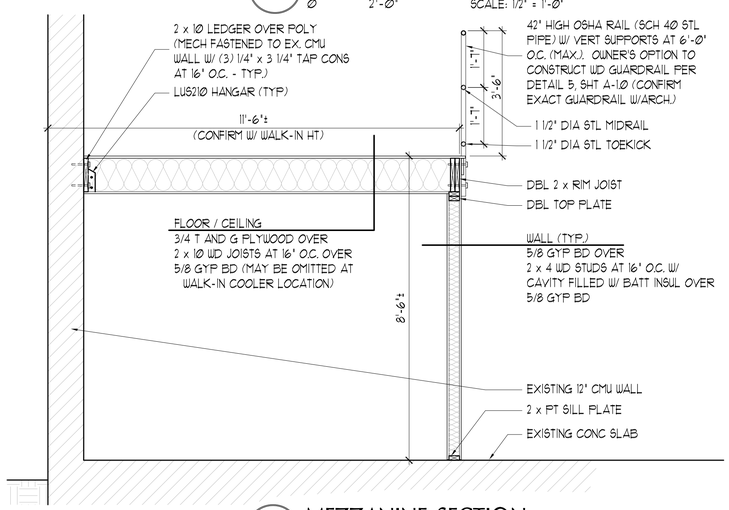

4 MEZZANINE SECTION

0 2'-0" SCALE: 1/2" = 1'-0"

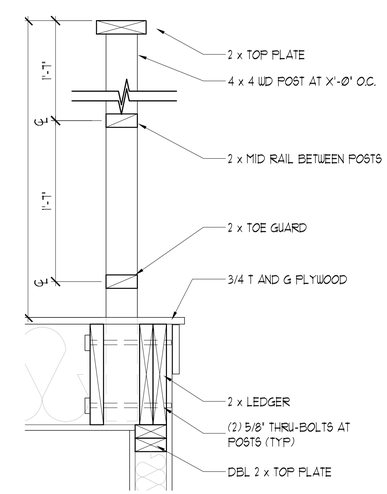

5 GUARDRAIL SECTION

0 2'-0" SCALE: 1/2" = 1'-0"

R PLAN - GENERAL NOTES

) VERIFY ALL DIMENSIONS.
FY ALL DIMENSIONS AND MECH. WITH EXACT EQUIPMENT USED.
FY W/ OWNER.
FY EXACT LOCATIONS OF ALL EQUIPMENT W/ OWNER
FY AND COORDINATE ALL EQUIPMENT W/ OWNER

R PLAN - KEYED NOTES

VIDE AND INSTALL PARTITION PROTECTION AROUND EXISTING WATER METER. PROVIDE ACCESS F
TING 16" WIDE TRENCH IN CONC FLOOR WITH SEWER DRAIN. REMOVE EXISTING PLYWOOD COVER A
TING (CONFIRM GRATING W/ OWNER).
VIDE AND INSTALL PAINTED YELLOW FLOOR STRIPING FOR 36" IN FRONT OF EXISTING ELECTRICAL
TING MASONRY CHIMNEY TO REMAIN. PROTECT AS REQ'D.
/ING COUNTER AND BACK BAR BY OWNER. TOP OF SERVING COUNTER AT 42" AFF.
' WIDE STAIR UP TO STORAGE MEZZANINE W/ HANDRAIL ATTACHED TO EXISTING BLOCK WALL, SEE
; ON OPEN SIDE OF STAIR, ATTACH OSHA GUARD/HANDRAIL, SEE DETAIL 7, SHT A-1.0.
< 48" SPACE FOR ADA COUNTER SERVICE. MAINTAIN 30" (MIN.) OPENING IN TEMPORARY BARRIER

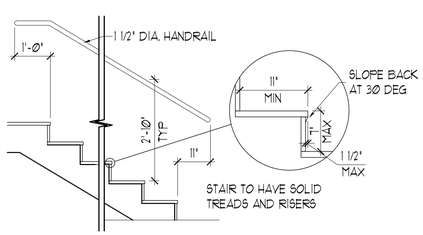

6 HANDRAIL/STAIR DETAIL

0 2'-0" SCALE: 1/2" = 1'-0"

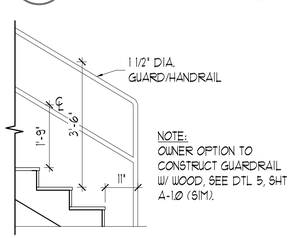

7 STAIR DETAIL

0 2'-0" SCALE: 1/2" = 1'-0"

Reviewed for Code Compliance
Department Decision
Approved with Conditions
Date: 03/28/18

PORT CITY ARCHITECTURE
65 NEWBURY STREET
PORTLAND, ME 04101
207.761.9000

REGISTERED ARCHITECT
ANDREW C. HYLAND
#2037
STATE OF MAINE

Contacts:

OWNER / APPLICANT
Lone Pine Brewing Company
219 Anderson St
Portland, ME 04101
(207) 468-4554
contact: John Paul
john@lonepinebrewery.com

ARCHITECT
Port City Architecture
65 Newbury St
Portland, ME 04101
(207) 761-9000
contact: Mark Chaloupecky
mark@portcityarch.com

STRUCTURAL
Structural Integrity Consulting Engineers, Inc.
46 Forest Ave.
Portland, ME 04101
(207) 774-4614
contact: Aaron C. Jones
aaron@structuralinteg.com

CONSTRUCTION SET
ISSUED FOR CONSTRUCTION

Root Wild
135 Washington Ave
Portland, Maine

#	DATE	DESCRIPTION
1	1/22/18	REVIEW SET
2	2/21/18	PERMIT SET
3	3/23/18	CONSTRUCTION SET

Date Issued 3-23-2018
Project Number 1800
Drawing Scale AS NOTED

FLOOR PLANS DETAILS

Drawn By MC
Checked By

A- 1.0

COPYRIGHT: Reuse or reproduction of the contents of this document is not permitted without written permission of PORT CITY ARCHITECTURE PA