

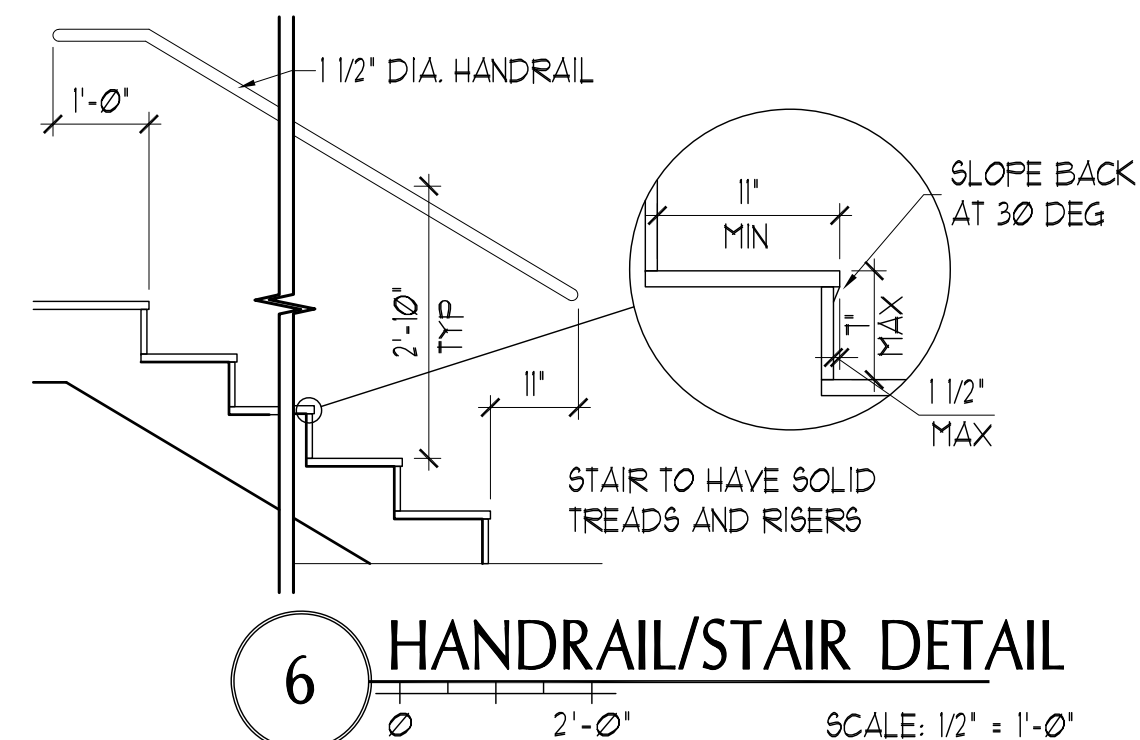
**1 FLOOR PLAN - GROUND LEVEL**  
 SCALE: 1/4" = 1'-0"

**FLOOR PLAN - GENERAL NOTES**

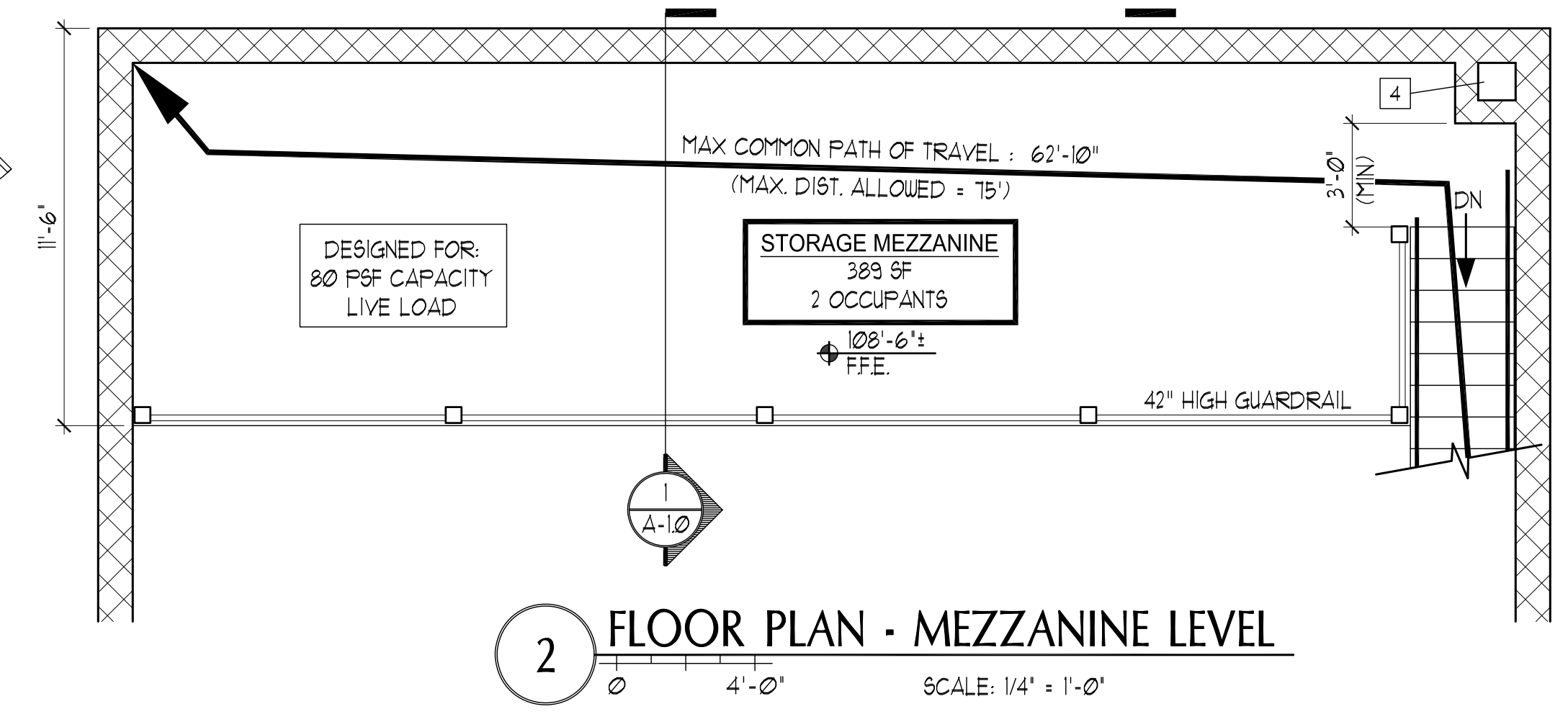
- FIELD VERIFY ALL DIMENSIONS.
- VERIFY ALL DIMENSIONS AND MECH. WITH EXACT EQUIPMENT USED. VERIFY W/ OWNER.
- VERIFY EXACT LOCATIONS OF ALL EQUIPMENT W/ OWNER.
- VERIFY AND COORDINATE ALL EQUIPMENT W/ OWNER.

**FLOOR PLAN - KEYED NOTES**

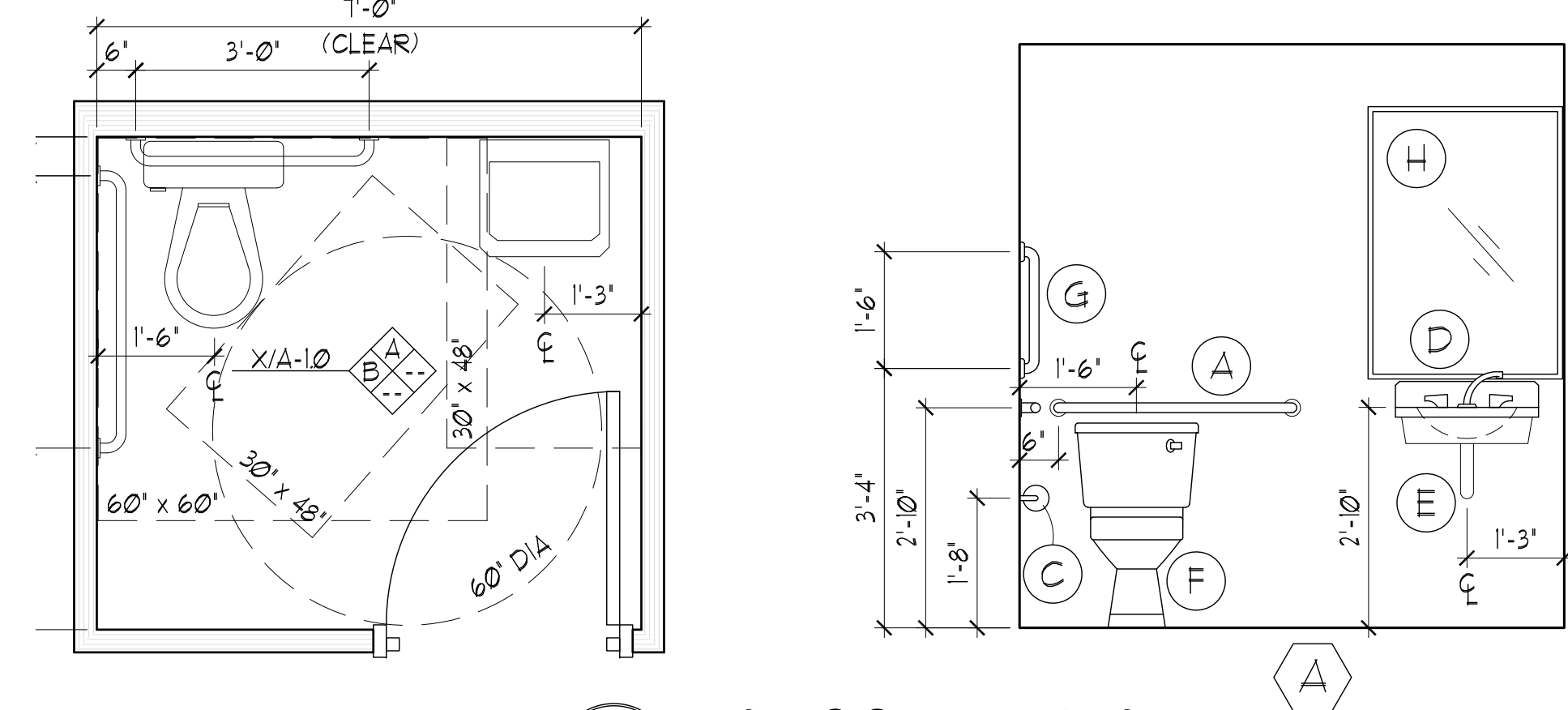
- PROVIDE AND INSTALL PARTITION PROTECTION AROUND EXISTING WATER METER. PROVIDE ACCESS PANEL AS REQ'D.
- EXISTING 16" WIDE TRENCH IN CONC FLOOR WITH SEWER DRAIN. REMOVE EXISTING PLYWOOD COVER AND INSTALL STL GRATING (CONFIRM GRATING W/ OWNER).
- PROVIDE AND INSTALL PAINTED YELLOW FLOOR STRIPING FOR 36" IN FRONT OF EXISTING ELECTRICAL PANEL.
- EXISTING MASONRY CHIMNEY TO REMAIN. PROTECT AS REQ'D.
- SERVING COUNTER AND BACK BAR BY OWNER. TOP OF SERVING COUNTER AT 42" AFF.
- 3'-0" WIDE STAIR UP TO STORAGE MEZZANINE W/ HANDRAIL ATTACHED TO EXISTING BLOCK WALL, SEE DETAIL 6, SHT A-10. ON OPEN SIDE OF STAIR, ATTACH OSHA GUARD/HANDRAIL, SEE DETAIL 1, SHT A-10.



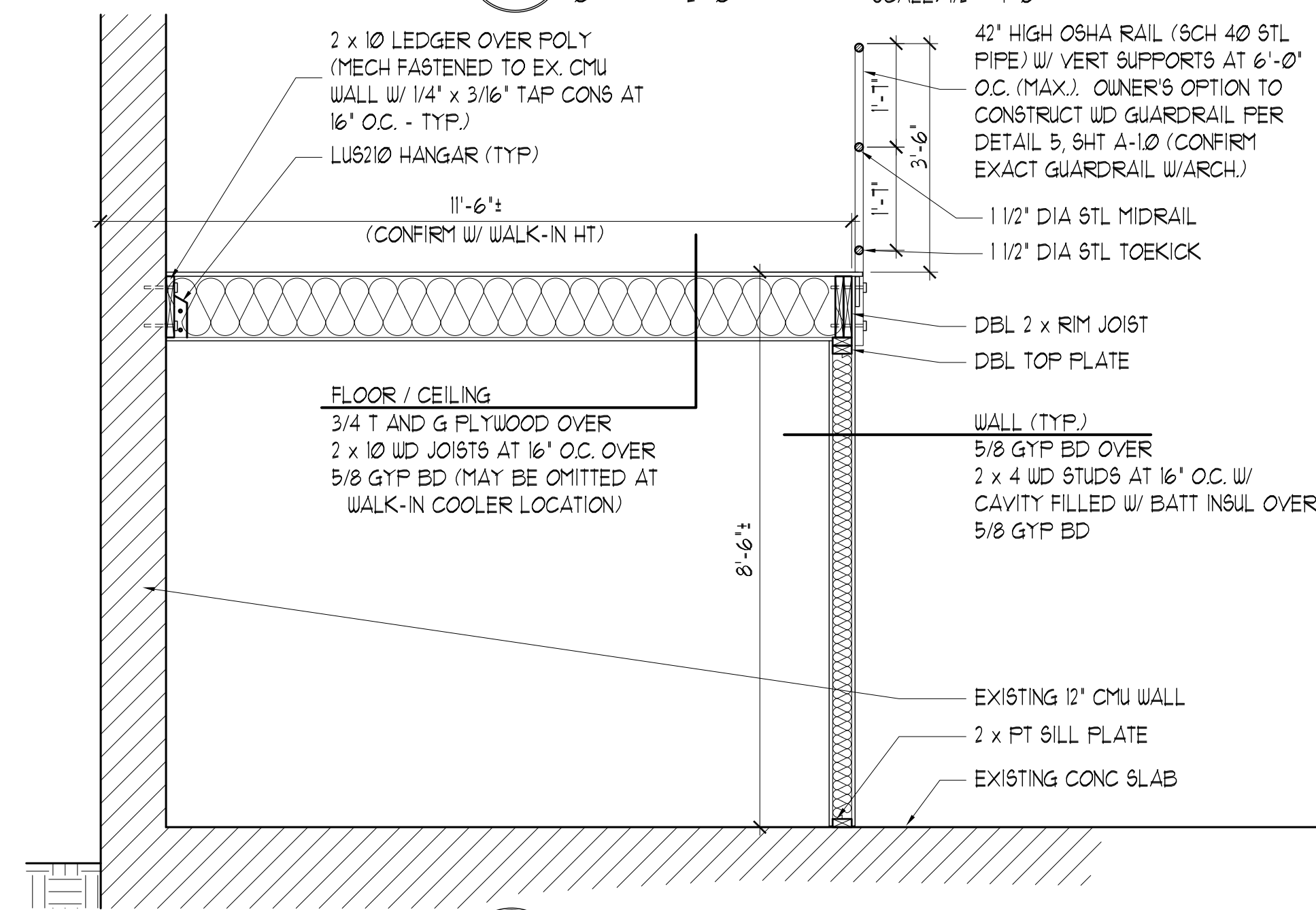
**6 HANDRAIL/STAIR DETAIL**  
 SCALE: 1/2" = 1'-0"



**2 FLOOR PLAN - MEZZANINE LEVEL**  
 SCALE: 1/4" = 1'-0"



**3 RESTROOM DETAILS**  
 SCALE: 1/2" = 1'-0"



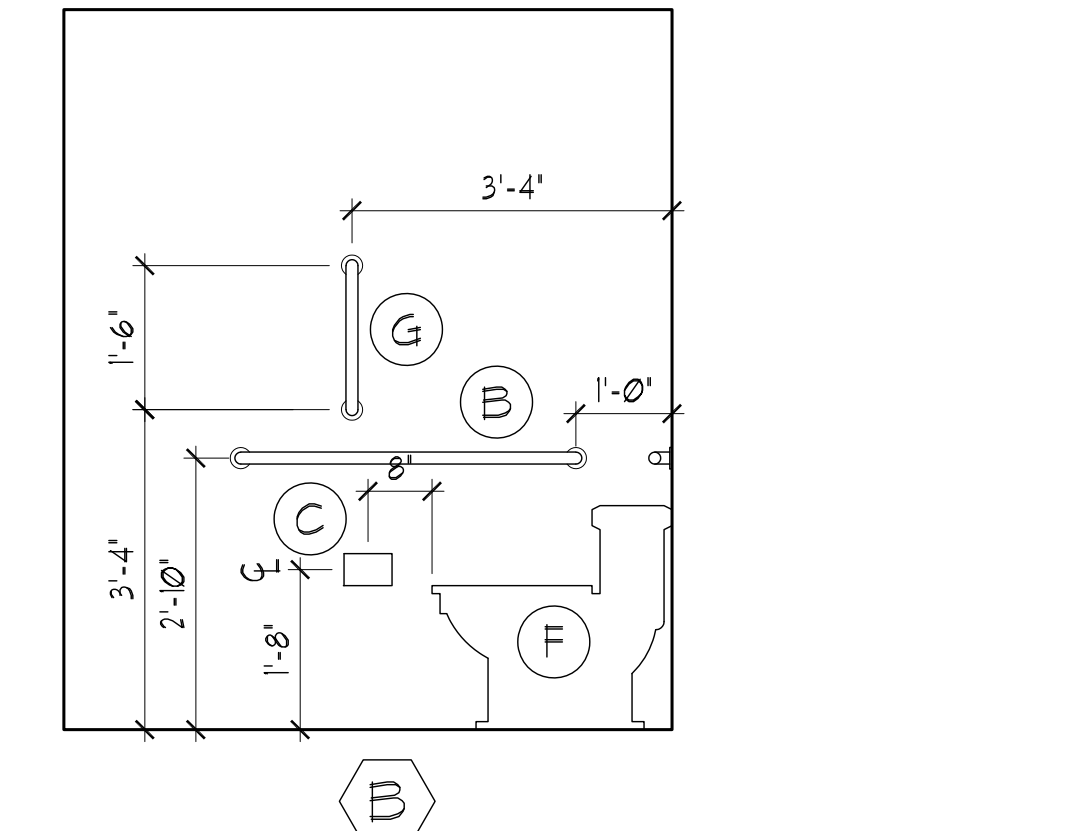
**4 MEZZANINE SECTION**  
 SCALE: 1/2" = 1'-0"

**RESTROOM ACCESSORIES SCHEDULE**

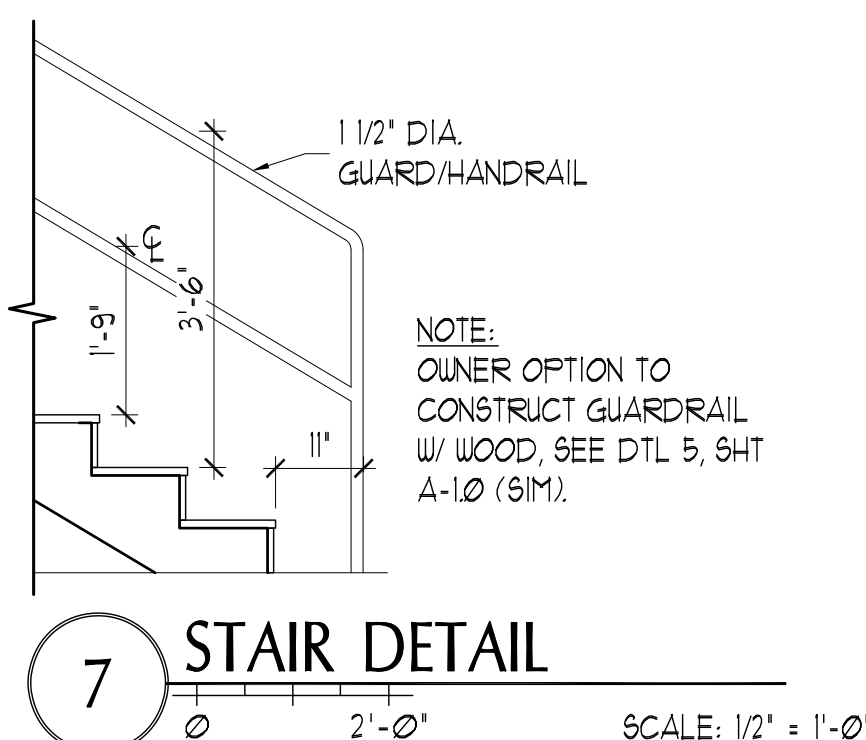
- (A) 3'-0" x 1 1/2" DIA GRAB BAR W/ PENNED GRIPS W/ MOUNTING HEIGHT  $\varnothing$  @ 2'-10" AFF
- (B) 3'-6" x 1 1/2" DIA GRAB BAR W/ PENNED GRIPS W/ MOUNTING HEIGHT  $\varnothing$  @ 2'-10" AFF
- (C) TOILET PAPER DISPENSER W/ MOUNTING HEIGHT  $\varnothing$  @ 20" AFF
- (D) ADA FAUCET AND WALL-MOUNTED SINK W/ TOP AT 2'-10" AFF.
- (E) UNDER LAVATORY PIPE INSULATION GUARDS
- (F) ADA TOILET
- (G) 1'-6" x 1 1/2" DIA GRAB BAR W/ PENNED GRIPS MOUNTED W/BOTTOM AT 3'-4" AFF.
- (H) 30" x 42" MIRROR W/BOTTOM AT 3'-4" AFF.

**NOTES:**

- ALL FIXTURES TO BE ADA ACCESSIBLE FIXTURES.
- TOILETS IN ELEVATIONS ARE SHOWN FOR ILLUSTRATION PURPOSES ONLY.
- SOAP DISPENSERS BY OWNER (EXACT LOCATION TO BE DETERMINED) - HT AT 40" AFF.
- TOILET DISPENSERS BY OWNER (EXACT LOCATION TO BE DETERMINED) - HT AT 40" AFF.



**5 GUARDRAIL SECTION**  
 SCALE: 1/2" = 1'-0"



**7 STAIR DETAIL**  
 SCALE: 1/2" = 1'-0"



65 NEWBURY STREET  
 PORTLAND, ME 04101  
 207.761.9000



**Contacts:**

OWNER / APPLICANT  
**Lone Pine Brewing Company**  
 219 Anderson St  
 Portland, ME 04101  
 (207) 468-4554  
 contact: John Paul  
 john@lonepinebrewery.com

ARCHITECT  
**Port City Architecture**  
 65 Newbury St  
 Portland, ME 04101  
 (207) 761-9000  
 contact: Mark Chasloupecky  
 mark@portcityarch.com

STRUCTURAL  
**Structural Integrity Consulting Engineers, Inc.**  
 46 Forest Ave.  
 Portland, ME 04101  
 (207) 774-4614  
 contact: Aaron C. Jones  
 aaron@structuralinteg.com

**PERMIT SET**  
 NOT FOR CONSTRUCTION

**Root Wild**  
 135 Washington Ave  
 Portland, Maine

#	DATE	DESCRIPTION
1	1/22/18	REVIEW SET
2	2/21/18	PERMIT SET

Date Issued 2-21-2018  
 Project Number 18100  
 Drawing Scale AS NOTED

**FLOOR PLANS DETAILS**

Drawn By MC  
 Checked By **A- 1.0**