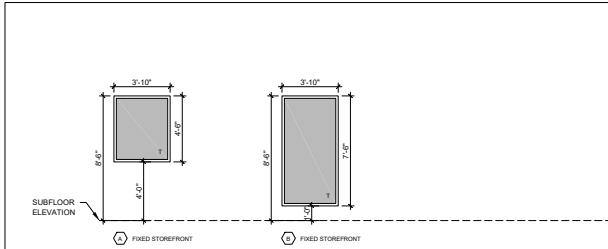


# WINDOW SCHEDULE



### WINDOW SCHEDULE LEGEND

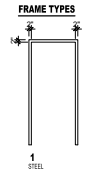
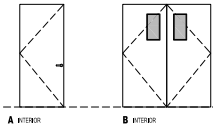
- T = TEMPERED GLASS
- FG = FIREGLASS
- AL = ALUMINUM
- DH = DOUBLE HUNG
- AW = AWNING
- LV = LOUVER
- F = FIXED
- GL = GLIDER

- WINDOW NOTES:**
- COORDINATE AND ADJUST ROUGH OPENING DIMENSIONS TO ACCOMMODATE SILL PAN FLASHING SYSTEM
  - ALL WINDOW UNITS AND MULTI-WINDOW UNIT COMBINATIONS TO MEET OR EXCEED DP-50 RATINGS FOR BOTH STRUCTURAL AND WATER
  - PROVIDE MULL REINFORCING AT ALL MULTI-UNIT WINDOWS AS REQUIRED TO ACHIEVE DP-50 RATINGS, WITH INSTALLATION BRACKETS
  - FULL SCREENS ALL OPENINGS
  - CONTRACTOR TO VERIFY THAT ALL EGRESS OPENINGS MEET EGRESS REQUIREMENTS
  - ALL GLAZING LOCATED WITHIN 18" OF FINISHED FLOOR TO BE TEMPERED GLASS
  - ALL EXTERIOR GLAZING TO BE INSULATED
  - FRAME ALL OPENINGS WITH ELEVATIONS
  - SEAL WINDOW TO ROUGH OPENING WITH LOW EXPANDING FOAMINSULATION - SEE DETAILS

1 WINDOW TYPES  
1/16" = 1'-0"

WINDOW SCHEDULE												
KEY	ACTION	ROUGH OPENING (WH) (H)	* (W) (H)	SUBFLOOR ELEVATION	FIXED	HUNG	JAMB	DETAILS			REMARKS	
								AL	AV	LV		
A	T	3'-10 1/2" x 4'-0 1/2"										
B	T	3'-10 1/2" x 7'-0 1/2"										

# DOOR SCHEDULE



- NOTES:**
- EXTERIOR DOOR JAMBS TO BE SEALED TO THEIR ROUGH OPENINGS USING LOW EXPANDING FOAM BACKER ROD OR GULMING.
  - ALL EXTERIOR DOORS TO BE WEATHER STRIPPED
  - ALL DOOR HARDWARE TO BE 'LEVER TYPE'
  - ALL DOORS TO HAVE SOLID CORES

GLAZING SCHEDULE	
KEY	GLAZING TYPE
GL-1	INSULATED CLEAR GLAZING
GL-2	FIRE RATED INSULATED GLAZING
GL-3	CLEAR TEMPERED GLASS
GL-4	CLEAR INSULATED TEMPERED GLASS
GL-5	FIRE RATED GLAZING

2 DOOR TYPES  
1/16" = 1'-0"

DOOR NO.	DOOR				FRAME				GENERAL					
	TYPE	SIZE			INSULATED	HUNG	JAMB	GL.	GLASS	HARDWARE	REMARKS	HARDWARE	REMARKS	
		WIDTH	HEIGHT	THICKNESS										
901	-	-	-	-	-	-	-	-	-	-	-	-	-	EXISTING DOOR, ENSURE PANK HARDWARE IS INSTALLED
902	-	-	-	-	-	-	-	-	-	-	-	-	-	EXISTING DOOR, ENSURE PANK HARDWARE IS INSTALLED
903	B	6'-0"	7'-0"	5'-0"	CLR	Y	1	STL	-	-	-	-	-	DOUBLE SWING DOUBLE DOORS WITH TEMPERED GLAZING PANELS
904	A	3'-0"	7'-0"	5'-0"	STL	Y	1	STL	-	-	-	-	-	COOLER DOOR BY COOLER MANUFACTURER
905	A	3'-0"	7'-0"	5'-0"	STL	Y	1	STL	-	-	-	-	-	
906	A	3'-0"	7'-0"	5'-0"	CLR	Y	1	STL	-	-	-	-	-	
907	A	3'-0"	7'-0"	5'-0"	CLR	Y	1	STL	-	-	-	-	-	

REVISIONS:  
PROGRESS PRINT ONLY  
Not for Construction  
AUGUST 23, 2017