


- PLAN NOTES**
- 1) FOR WALL DIMENSIONS AND LOCATIONS AROUND ELEVATOR REFER TO ELEVATION DETAIL DRAWING A6-0
 - 2) FOR LOCATIONS OF EXTERIOR WINDOWS AND DOORS NOT DIMENSIONED ON THIS PLAN, SEE ENLARGED PLAN DETAILS AND DIMENSIONS TO LOCATE
 - 3) G.C. TO CONFIRM ALL R.O. FRAMING DIMENSIONS INDICATED AROUND BUILT IN ELEMENTS SUCH AS TUB-SHOWER UNITS, SHOWER BASES, ETC. WITH PRODUCT CUT SHEETS AND INSTALLATION INSTRUCTIONS
 - 4) PARTITION FRAMING, MECHANICAL, PLUMBING AND ELECTRICAL ELEMENTS TO ACCOMMODATE AND WORK AROUND POCKET DOOR 'IN-WALL' ASSEMBLIES
 - 5) SEE A6 SERIES DRAWINGS FOR STAIR INFORMATION



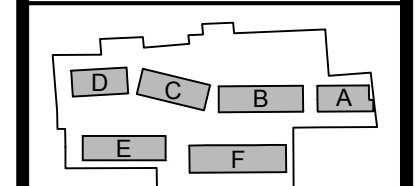
© 2013 RYAN SENATORE ARCHITECTURE

MUNJOY HEIGHTS
79 WALNUT STREET
PORTLAND, MAINE



RYAN SENATORE ARCHITECTURE
565 CONGRESS ST. SUITE 304
PORTLAND, MAINE 04101
207-850-8414
senatorearchitecture.com

CONSULTANTS:
STRUCTURAL:
Structural Integrity
77 Oak Street
Portland, ME 04101
207-774-4614



SITE KEY PLAN

- REVISIONS:**
- REVISION #1 - 01/31/14
 - REVISION #2 - 03/05/14

DATE: DECEMBER 13, 2013

PROJECT No. 1303

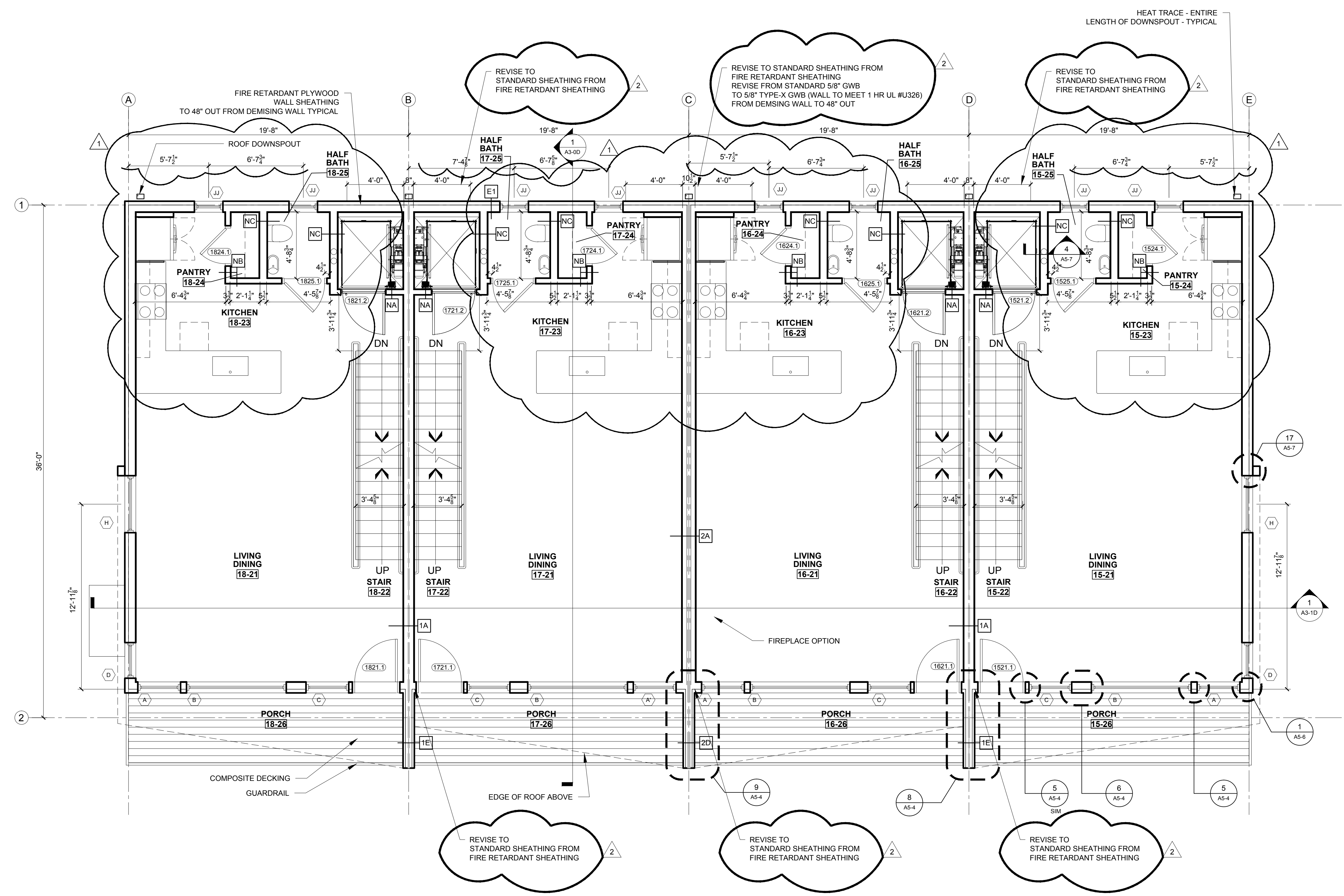
DRAWN BY: RJS / RRT

CHECKED BY: RJS

SCALE: AS NOTED

SHEET TITLE:
**BUILDING D
SECOND FLOOR
PLAN**

A1-2D



1 SECOND FLOOR PLAN
1/4" = 1'-0"

