

- PLAN NOTES**
- 1.) FOR WALL DIMENSIONS AND LOCATIONS AROUND ELEVATOR REFER TO ELEVATION DETAIL DRAWING A6-0
  - 2.) FOR LOCATIONS OF EXTERIOR WINDOWS AND DOORS NOT DIMENSIONED ON THIS PLAN, SEE ENLARGED PLAN DETAILS AND DIMENSIONS TO LOCATE
  - 3.) G.C. TO CONFIRM ALL R.O. FRAMING DIMENSIONS INDICATED AROUND BUILT IN ELEMENTS SUCH AS TUB/SHOWER UNITS, SHOWER BASES, ETC. WITH PRODUCT CUT SHEETS AND INSTALLATION INSTRUCTIONS
  - 4.) PARTITION FRAMING, MECHANICAL, PLUMBING AND ELECTRICAL ELEMENTS TO ACCOMMODATE AND WORK AROUND POCKET DOOR "IN-WALL" ASSEMBLIES
  - 5.) SEE A6 SERIES DRAWINGS FOR STAIR INFORMATION



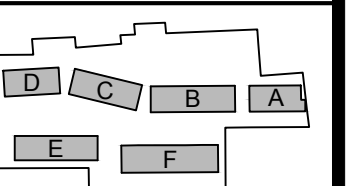
© 2013 RYAN SENATORE ARCHITECTURE

**MUNJOY HEIGHTS**  
79 WALNUT STREET  
PORTLAND, MAINE



**RYAN SENATORE ARCHITECTURE**  
565 CONGRESS ST. SUITE 304  
PORTLAND, MAINE 04101  
207-850-8414  
senatorearchitecture.com

**CONSULTANTS:**  
STRUCTURAL:  
Structural Integrity  
77 Oak Street  
Portland, ME 04101  
207-774-4614



SITE KEY PLAN

- REVISIONS:**
- △ REVISION #1 - 01/02/14
  - △ REVISION #2 - 03/05/14

DATE: DECEMBER 13, 2013

PROJECT No. 1303

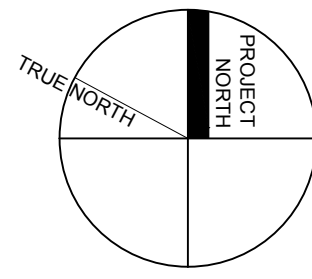
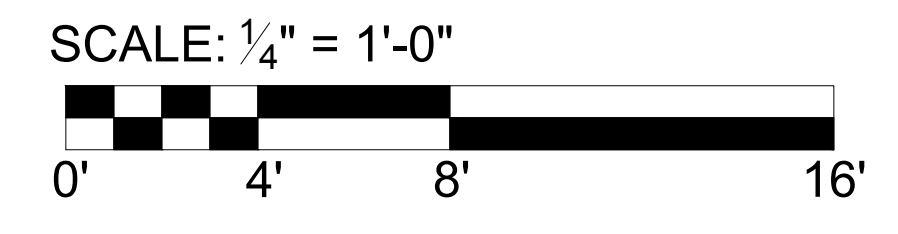
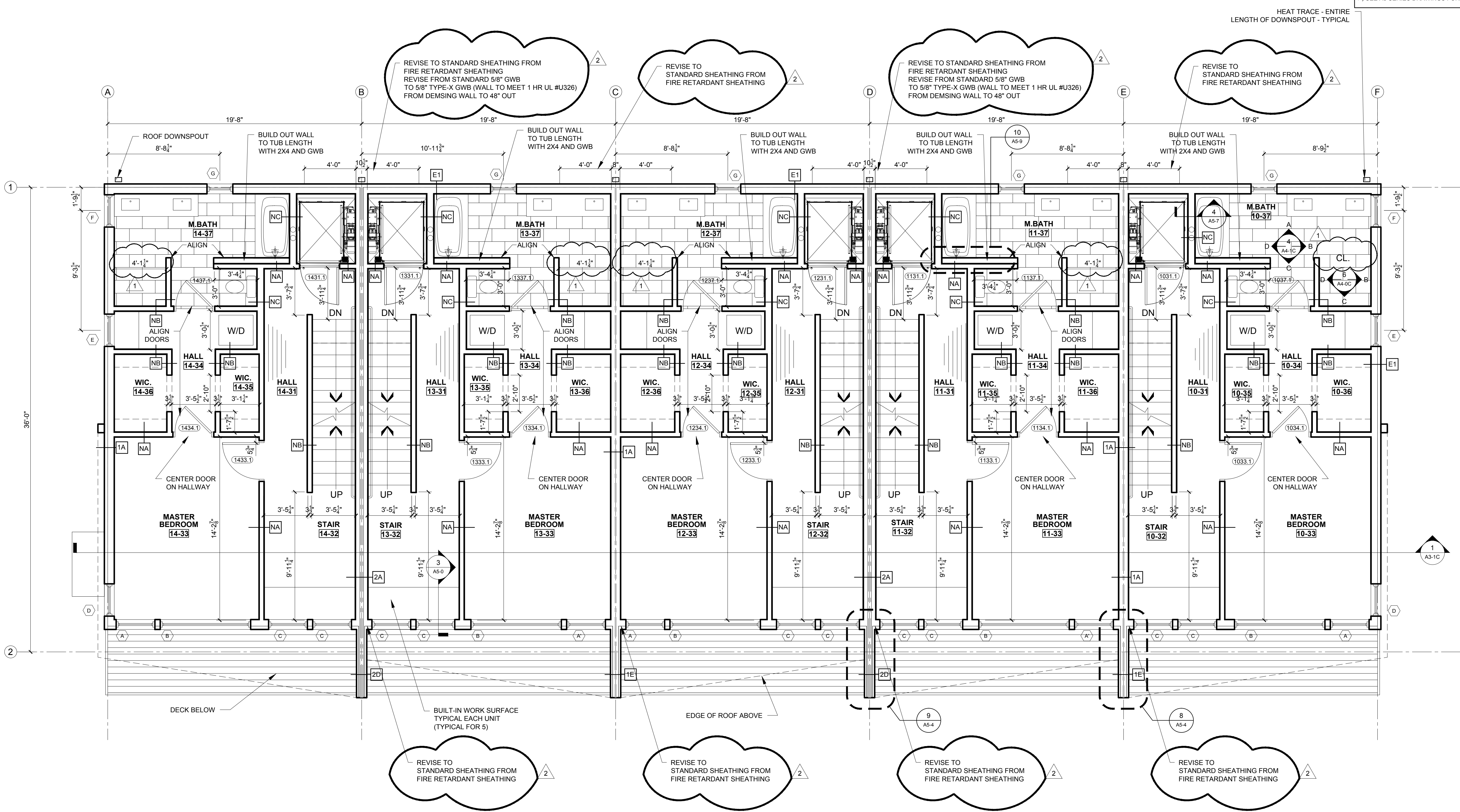
DRAWN BY: RJS / RRT

CHECKED BY: RJS

SCALE: AS NOTED

SHEET TITLE:  
**BUILDING C  
THIRD FLOOR  
PLAN**

**A1-3C**



1 THIRD FLOOR PLAN  
1/4" = 1'-0"