PLANTING NOTES:

1. ALL PLANT SELECTION AND INSTALLATION WILL BE IN COMPLIANCE WILL THE CITY OF PORTLAND TECHNICAL MANUAL (SECTION 4).
2. CONTRACTOR TO VERIFY ALL UTILITIES ON PROPERTY AND TO PROTECT ALL UTILITIES DURING EXCAVATION FOR PLANTS.
3. IF THERE IS A DISCREPANCY BETWEEN THE NUMBER OF PLANTS SHOWN ON THE PLAN AND THE NUMBER OF PLANTS SHOWN IN PLANT LIST (IF ANY), THE NUMBER OF PLANTS SHOWN ON PLAN WILL TAKE PRECEDENCE.
4. ALL MATERIAL SHALL COMPLY WITH THE LATEST EDITION OF THE AMERICAN STANDARD FOR NURSERY STOCK, AMERICAN ASSOCIATION OF NURSERYMAN.
5. ALL DISTURBED AREAS NOT TO BE PAVED OR PLANTED SHALL BE LOAMED AND SEEDED AS SHOWN. THE SEED MIX SPECIFICATIONS ARE AS FOLLOWS: LESCO FINE FESCUE LINKS BLEND OF 35% HARD FESCUE, 35% CREEPING RED FESCUE, 20% CHEWINGS FESCUE AND 10% SHEEP FESCUE. ADD 5% LITTLE BLUESTEM AND 5% NORTHEAST WILDFLOWER SEED MIXTURE BY WEIGHT TO THE LINKS BLEND.
6. FOR PRICING PURPOSES, PROVIDE A PER TREE UNIT COST FOR STAKING AND GUYING. IF STAKING AND GUYING IS REQUIRED, REMOVE TREE WRAP, STAKES, AND GUY WIRES AT END OF FIRST GROWING SEASON.
7. FOR TREE PLANTING IN LAWN AREAS, ANY DISTURBED LAWN SHALL BE LOAMED AND SEEDED AS NECESSARY.
8. NEW TREES TO BE INSTALLED WITH A SLOW RELEASE WATERING BAG.
9. CONTRACTOR TO BE HELD RESPONSIBLE FOR THE WATERING AND MAINTENANCE OF ALL PLANT MATERIAL AND LANDSCAPING IMPROVEMENTS FOR AT LEAST 30 DAYS FOLLOWING INSTALLATION. FOLLOWING THIS PERIOD, THE LANDOWNER OR PROPERTY MANAGEMENT SHALL BE RESPONSIBLE FOR CONTINUED WATERING AND MAINTENANCE. CONTRACTOR TO MAINTAIN A ONE YEAR WARRANTY ON ALL PLANTINGS FOLLOWING FINAL INSTALLATION.
10. ALL PROPOSED PLANTS SHALL BE LOCATED AS SHOWN ON THE PLANS. CONTRACTOR TO NOTIFY ENGINEER WHEN PLANTINGS HAVE BEEN MOBILIZED ON SITE. ENGINEER TO INSPECT AND ACCEPT OR REJECT ANY SPECIMENS ON THE BASIS OF APPARENT HEALTH, HARDINESS, AND CONFORMANCE WITH THE PLANTING SCHEDULE. REJECTED SPECIMENS ARE TO BE REPLACED BY THE CONTRACTOR AT NO ADDED COST TO THE OWNER. ACCEPTANCE DOES NOT WAIVE THE REQUIRED ONE YEAR PLANTING WARRANTY.

NOTES:

1. DIG HOLE AT LEAST 2 TIMES THE DIAMETER OF THE ROOT BALL AND AS DEEP AS THE ROOT BALL (NO DEEPER). SET ROOT BALL CENTERED, WITH THE TOP AT DOWNHILL EDGE OF THE HOLE.
2. TOPSOIL BACKFILL SHALL BE NATURAL FRIABLE, FERTILE, FINE LOAMY SOIL POSSESSING THE CHARACTERISTICS OF TOPSOIL IN THE VICINITY WHICH PRODUCE A HEAVY GROWTH. TOPSOIL SHALL CONTAIN NOT LESS THAN 6% NOR MORE THAN 20% ORGANIC MATTER. TOP SOIL SHALL HAVE A pH VALUE OF NOT LESS THAN 5.5 NOR MORE THAN 7.0.
3. CONTAINER GROWN STOCK – REMOVE CONTAINER PROTECTING THE ROOT BALL. GENTLY COMB OUT THE ROOTS. PRUNE DAMAGED ROOTS.
4. BACKFILL THE HOLE WITH TOPSOIL TO A DEPTH NOT TO EXCEED 8" THEN WATER SUFFICIENTLY TO SETTLE TOPSOIL. REPEAT SOIL BACKFILL, WATER, DRAIN. TOPSOIL SHALL BE TAMPED UNDER EDGES OF THE BALLED PLANTS. BACKFILL TO FINISH GRADE AND CREATE AN EARTHEN SAUCER. SOAK PLANTS TWICE WITHIN THE FIRST TWENTY-FOUR HOURS OF PLANTING.

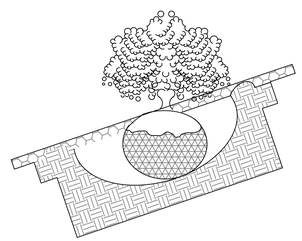

TYPICAL PLANTING
NOT TO SCALE

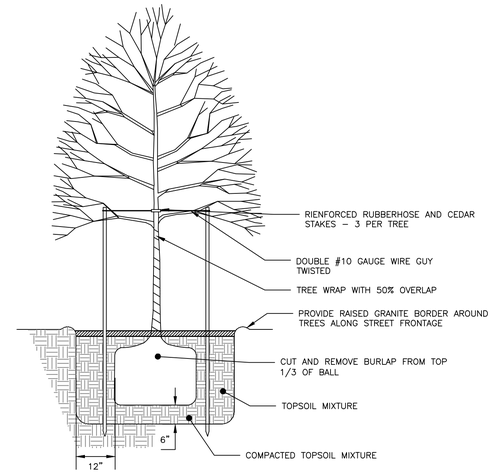

TREE PLANTING DETAIL
NOT TO SCALE

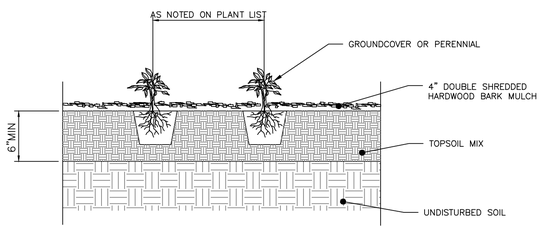

PERENNIAL PLANTING DETAIL
NOT TO SCALE

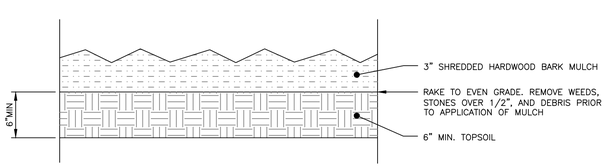

BARK MULCH DETAIL
NOT TO SCALE

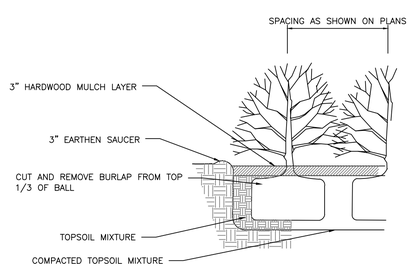

SHRUB PLANTING DETAIL
NOT TO SCALE

NOTES:

1. 16" EXPANDABLE TREE OPENING; .25" SLOT OPENINGS.
2. SIDEWALK MATERIAL PER PLAN.
3. WHEN INSTALLED IN A BRICK SIDEWALK, GRATE REQUIRES A FRAME TO BE INSTALLED TO HOLD GRATE IN PLACE.

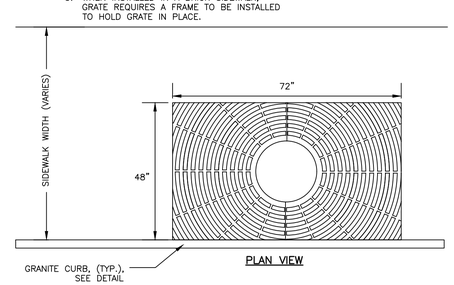

EXPANDABLE TREE GRATE
NEENAH MODEL R-8810
NOT TO SCALE

PERMIT LEVEL
NOT ISSUED FOR CONSTRUCTION

ISSUED FOR	BY	DATE
FINAL APP.	WHS	11/28/18

LANDSCAPING DETAILS

HAMMOND HOUSE

CLIENT: THE PRESERVE AT SOUTH RIDGE, LLC
94 SOUTH STREET, YARMOUTH, ME 04096

DRAWING NAME:
PROJECT NAME:

ACORN ENGINEERING, INC.

THIS PLAN SHALL NOT BE MODIFIED WITHOUT WRITTEN PERMISSION FROM ACORN ENGINEERING, INC. ANY MODIFICATIONS MADE WITHOUT PERMISSION OR OTHERWISE, SHALL BE AT THE USER'S SOLE RISK AND WITHOUT LIABILITY TO ACORN ENGINEERING, INC.

ACORN ENGINEERING, INC.
65 HANOVER ST, PORTLAND, MAINE 04101
(207) 775-2655

FILE:	1112_CIVIL
JN:	1112
SCALE:	NTS
DESIGNED BY:	WHS
DRAWN BY:	EKK
CHECKED BY:	WHS

STATE OF MAINE
WILLIAM H. SAVAGE
No. 11419
11-28-18
LICENSED PROFESSIONAL ENGINEER

DRAWING NO.
C-42