
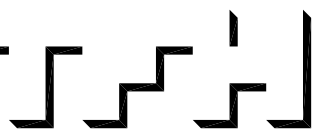


© 2005 TFH ARCHITECTS



CUMBERLAND AVENUE - SOUTH ANDERSON STREET  
PEOPLE'S REGIONAL OPPORTUNITY PROGRAM  
PORTLAND, MAINE



TFH ARCHITECTS  
100 COMMERCIAL STREET  
PORTLAND MAINE 04101  
TELEPHONE 207 775 6141

ARCHITECTURE PLANNING  
CONSULTANTS:

**CIVIL**  
P. H. & G.  
170 US Route One  
Falmouth, ME 04105  
207-781-6242

**STRUCTURAL**  
Structural Design Consulting  
Five Braham Lane  
Falmouth, ME 04105-2448  
207-878-8038

**MECHANICAL**  
Wilbur Engineering  
10 Danforth Place  
Portland, ME 04102  
207-833-2521

**ELECTRICAL**  
Bennett Engineering  
7 Bennett Road  
Fresno, ME 04032  
207-855-9475

REVISIONS:

DATE: 01/14/05

PROJECT No. 0203

DRAWN BY: SA

CHECKED BY: DAM

SCALE: AS NOTED

SHEET TITLE:

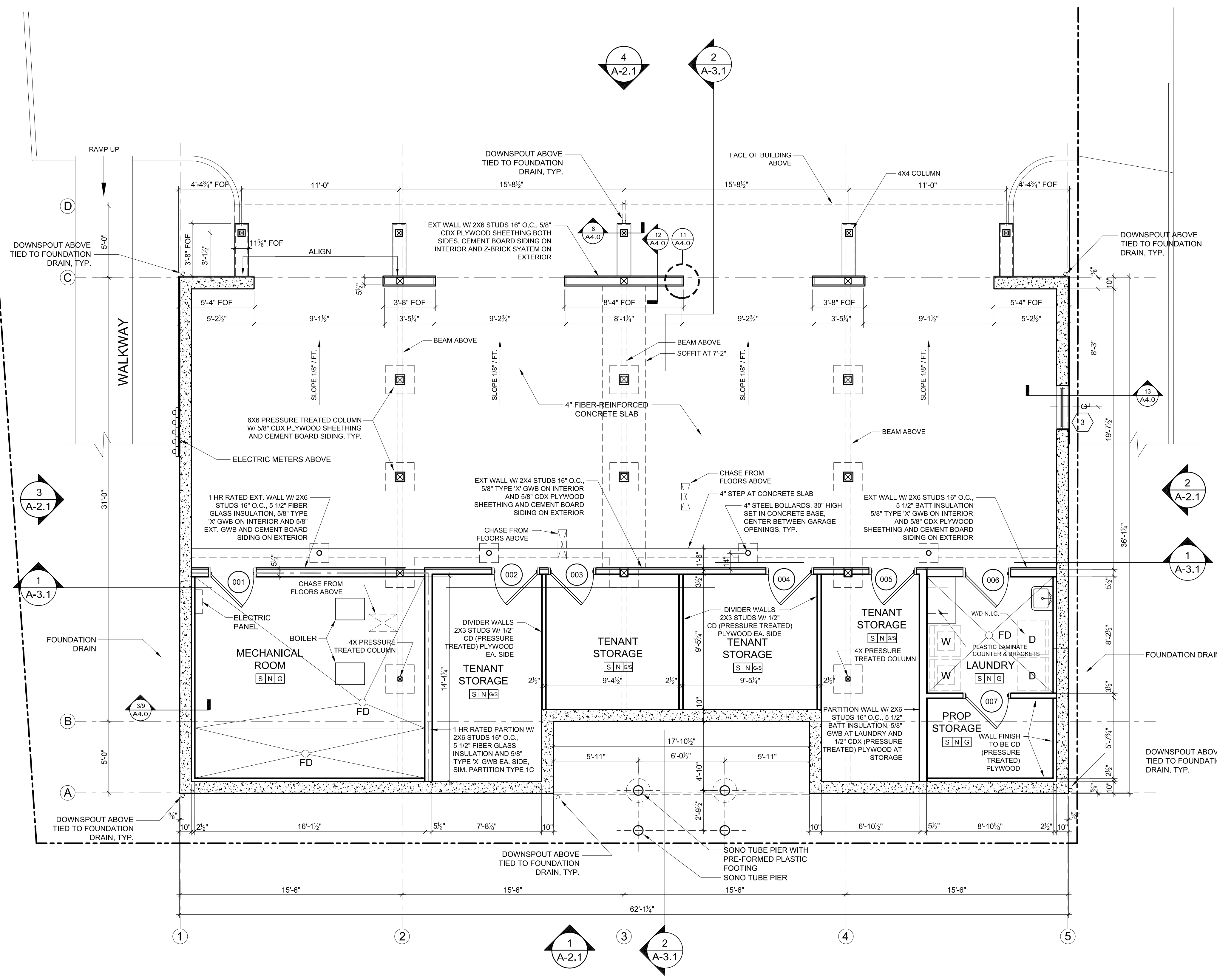
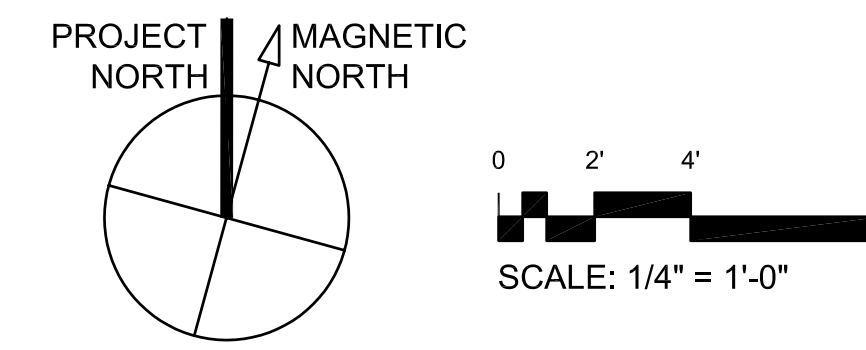
BASEMENT  
FLOOR PLAN

A1.0

FINISH MATERIAL SCHEDULE		
FLOOR	C	CARPET
	L	LINOLEUM
	S	SEALED CONCRETE
BASE	V	COVERED VINYL
	W	PAINTED HARDWOOD
	N	NONE
WALL / CEILING	G	PAINTED GYPSUM BOARD
KEY		
X   X   X		
1ST LETTER FLOOR		
2ND LETTER BASE		
3RD LETTER WALL / CEILING		

- ROOM FINISH GENERAL NOTES**
- 1 ALSO SEE INTERIOR ELEVATIONS FOR GRAPHIC DEPICTIONS OF EXTENT OF FINISHES
  - 2 INSTALL MOISTURE RESISTANT GWB IN BASEMENTS AND ALL AREAS WHERE PLUMBING FIXTURES EXIST
  - 3 CLOSETS SHALL BE FINISHED AS THE ROOMS THEY SERVICE
  - 4 ALL SPACES DESIGNATED AS CLOSET OR CL. ARE TO RECEIVE ONE CLOTHING ROD 5'-2" AFF AND ONE 12" WIRE SHELF ABOVE THE ROD ALONG THE WALL OPPOSITE THE DOOR UNLESS NOTED OTHERWISE.
  - 5 ALL SPACES DESIGNATED AS LINEN CLOSETS (LNU) OR PANTRY (PAN) ARE TO RECEIVE FOUR 12" WIRE SHELVES SPACED AT 1'-0" OC STARTING AT FINISH FLOOR.
  - 6 ALL LAUNDRY CLOSETS ARE TO RECEIVE ONE 12" WIRE SHELF AT 4'-0" A.F.F.
  - 7 PROVIDE APPROPRIATE BLOCKING IN WALLS OF ALL BATHROOMS BEHIND FIXTURES, PARTITIONS AND ACCESSORIES. PROVIDE BLOCKING FOR GRAB BARS IN WALLS OF 1ST FLOOR AS WELL AS TOWNHOUSE BATHROOMS. SEE SHEET A2.3
  - 8 PROVIDE APPROPRIATE BLOCKING IN WALLS FOR DOOR STOPS
  - 9 BOTTOM EDGE OF GWB ON WALL SURFACES TO BE HELD UP 1/2" FROM CONCRETE FLOOR SURFACES
  - 10 PROVIDE VINYL TRANSITIONS STRIPS AT ALL FLOOR TRANSITIONS UNLESS OTHERWISE NOTED IN DRAWINGS THE TYPICAL WALL TYPE IS N4. ALL OTHER PARTITION TYPES WILL BE INDICATED.
  - 11 INSTALL MOISTURE RESISTANT GWB IN WASHER DRYER CLOSETS

- NOTES:**
1. THE THICKNESS OF THE Z-BRICK SYSTEM WAS ASSUMED TO BE 3/4" VERIFY SYSTEM THICKNESS WITH MANUFACTURER



1 BASEMENT  
1/4" = 1'-0"