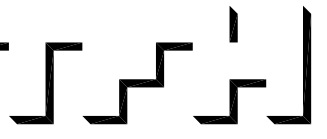


© 2005 TFH ARCHITECTS



ANDERSON STREET - BUILDING 3
PEOPLE'S REGIONAL OPPORTUNITY PROGRAM
PORTLAND, MAINE



TFH ARCHITECTS
100 COMMERCIAL STREET
PORTLAND MAINE 04101
TELEPHONE 207 775 6141
ARCHITECTURE PLANNING

CONSULTANTS:

- CIVIL:**
Pitkin & Greer
170 US Route One
Fairbourn, ME 04105
207-781-5242
- STRUCTURAL:**
Structural Design Consulting
Five Baskin Lane
Fairbourn, ME 04105-2448
207-878-8038
- MECHANICAL:**
Whitney Engineering
10 Danforth Place
Portland, ME 04102
207-833-2921
- ELECTRICAL:**
Sennett Engineering
7 Bennett Road
Fryeburg, ME 04032
207-865-9475

REVISIONS:

DATE: 01/14/05

PROJECT No. 0406

DRAWN BY: SA/RJS

CHECKED BY: DAM

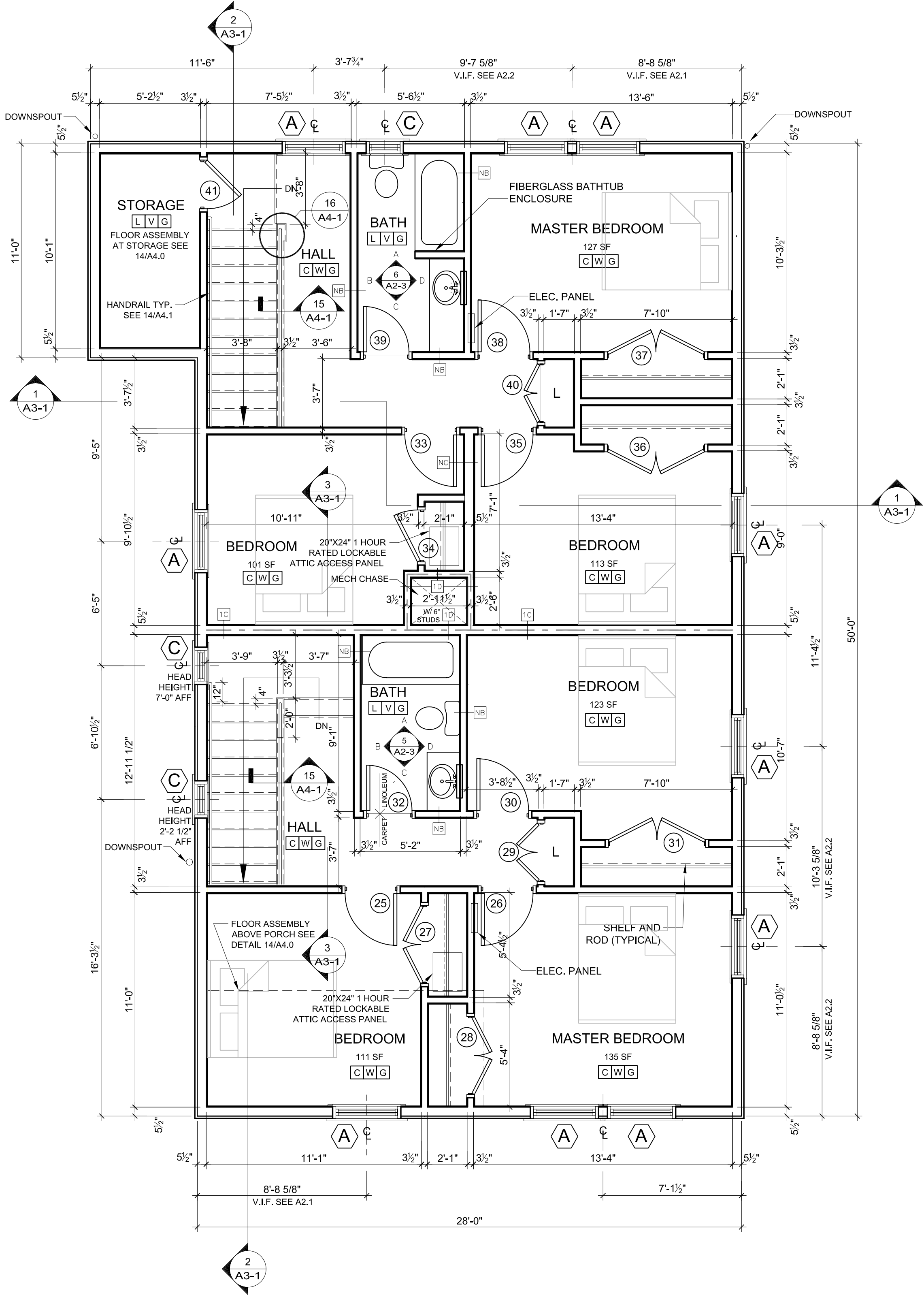
SCALE: AS NOTED

SHEET TITLE:
THIRD FLOOR PLAN
ROOF PLAN

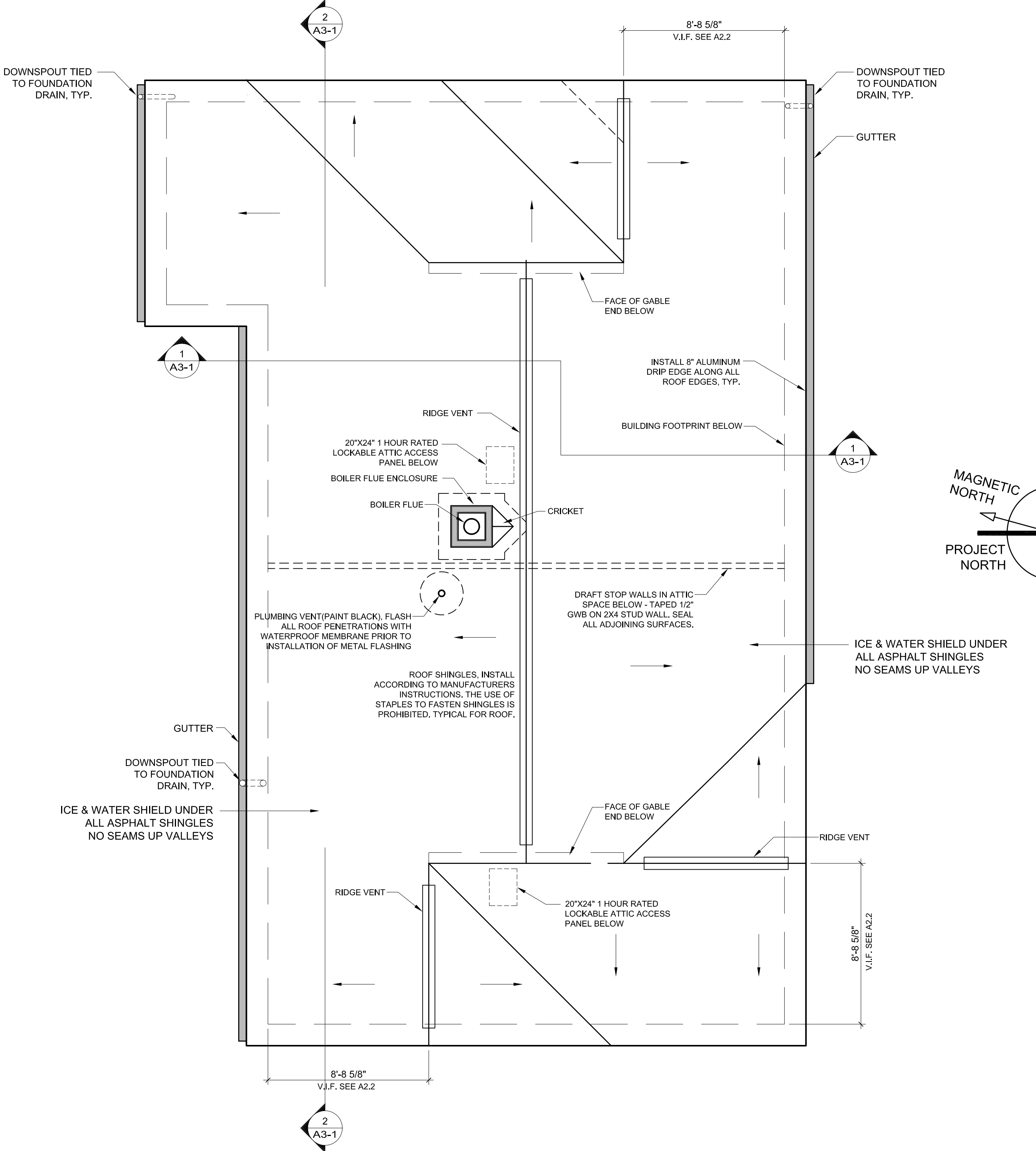
A1.2

FINISH MATERIAL SCHEDULE		
FLOOR	C	CARPET
	L	LINOLEUM
	S	SEALED CONCRETE
BASE	V	COVERED VINYL
	W	PAINTED HARDWOOD
	N	NONE
WALL / CEILING	G	PAINTED GYPSUM BOARD
KEY		
X X X		
1ST LETTER FLOOR		
2ND LETTER BASE		
3RD LETTER WALL / CEILING		

- ROOM FINISH GENERAL NOTES**
- 1 ALSO SEE INTERIOR ELEVATIONS FOR GRAPHIC DEPICTIONS OF EXTENT OF FINISHES
 - 2 INSTALL MOISTURE RESISTANT GWB IN BASEMENTS AND ALL AREAS WHERE PLUMBING FIXTURES EXIST
 - 3 CLOSETS SHALL BE FINISHED AS THE ROOMS THEY SERVICE
 - 4 ALL SPACES DESIGNATED AS CLOSET OR "CL." ARE TO RECEIVE ONE CLOTHING ROD 5/2" AFF AND ONE 12" WIRE SHELF ABOVE THE ROD ALONG THE WALL OPPOSITE THE DOOR UNLESS NOTED OTHERWISE
 - 5 ALL SPACES DESIGNATED AS LINEN CLOSETS (LIN) OR PANTRY (PAN) ARE TO RECEIVE FOUR 12" WIRE SHELVES SPACED AT 1'-0" OC STARTING AT FINISH FLOOR
 - 6 ALL LAUNDRY CLOSETS ARE TO RECEIVE ONE 12" WIRE SHELF AT 4'-0" A.F.F.
 - 7 PROVIDE APPROPRIATE BLOCKING IN WALLS OF ALL BATHROOMS BEHIND FIXTURES, PARTITIONS AND ACCESSORIES. PROVIDE BLOCKING FOR GRAB BARS IN WALLS OF 1ST FLOOR AS WELL AS TOWNHOUSE BATHROOMS. SEE SHEET A2.3
 - 8 PROVIDE APPROPRIATE BLOCKING IN WALLS FOR DOOR STOPS
 - 9 BOTTOM EDGE OF GWB ON WALL SURFACES TO BE HELD UP 1/2" FROM CONCRETE FLOOR SURFACES
 - 10 PROVIDE VINYL TRANSITIONS STRIPS AT ALL FLOOR TRANSITIONS
 - 11 UNLESS OTHERWISE NOTED IN DRAWINGS THE TYPICAL WALL TYPE IS "NA". ALL OTHER PARTITION TYPES WILL BE INDICATED.
 - 12 INSTALL MOISTURE RESISTANT GWB IN WASHER DRYER CLOSETS



1 THIRD FLOOR
A1-2 1/4" = 1'-0"



2 ROOF PLAN
A1-2 1/4" = 1'-0"

