

| KEY  |   |
|--|---|
| SEE LIGHTING SCHEDULE FOR MORE INFORMATION |   |
|  | RECESSED CEILING FIXTURE                    |
|  | SURFACE MOUNT CEILING FIXTURE               |
|  | PENDANT FIXTURE                             |
|  | WALL SCONCE                                 |
|  | POST LIGHT                                  |
|  | CABLE TRACK LIGHTING                        |
|  | FLUORESCENT TUBE LIGHT                      |
|  | 12V LINEAR LED W/ REMOTE TRANSFORMER, 2700K |
|  | RECESSED CEILING FIXTURE W/ GIMBAL          |
|  | EXTERIOR FLOOD LIGHT                        |
|  | -EX DENOTES EXISTING FIXTURE                |
|  | EXTERIOR RECESSED FLOOR FIXTURE             |
|  | RECESSED CEILING FIXTURE (EXTERIOR)         |
|  | PLUG MOLD                                   |
|  | WALL SWITCH                                 |
|  | DIMMER SWITCH                               |
|  | 3-WAY WALL SWITCH                           |
|  | 4-WAY WALL SWITCH                           |
|  | FAN SWITCH                                  |
|  | DUPLEX RECEPTACLE                           |
|  | SWITCHED RECEPTACLE                         |
|  | 220 VOLT RECEPTACLE                         |
|  | GFI RECEPTACLE                              |
|  | DATA AND/OR TV                              |
|  | FAN/LIGHT COMBO FIXTURE                     |
|  | THERMOSTAT                                  |
|  | RECESSED CEILING SPEAKER                    |
|  | DUPLEX FLOOR RECEPTACLE                     |
|  | CO/SMOKE DETECTOR                           |

**NOTES:**

ELECTRICAL CONTRACTOR TO SCHEDULE ON-SITE REVIEW OF PROJECT PRIOR TO ROUGH-IN.

CENTER SWITCHES AT 42" AFF UNLESS OTHERWISE NOTED.

CENTER OUTLETS AT 12" AFF UNLESS OTHERWISE NOTED.

INTERIOR RECESSED LIGHTS TO BE ELITE B5 5" DOWNLIGHTS, WHITE, LED BULBS.

OUTLETS TO BE INSTALLED PER PLANS, ADD OUTLETS AS REQ'D BY CODE.

SMOKE DETECTORS/CO TO CODE.

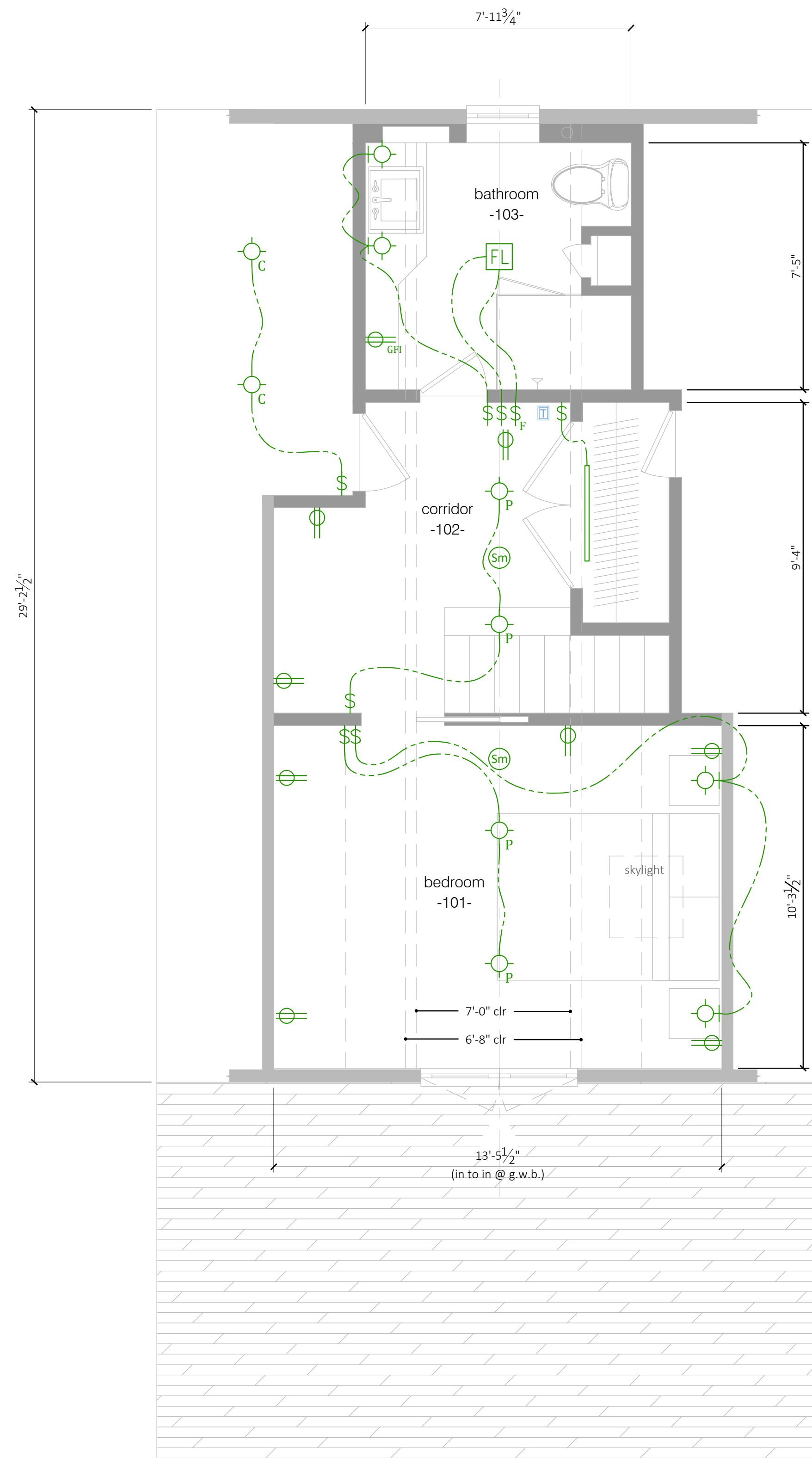
NO MORE THAN 4 SWITCHES GANGED IN ONE BOX. IF MORE THAN 4 SWITCHES ARE REQUIRED, STACK 2 BOXES ABOVE ONE ANOTHER WITH EQUAL NUMBER OF SWITCHES IN EACH BOX. USE DUMMY SWITCH IF NECESSARY.

TOGGLE STYLE SWITCHES AND STANDARD OUTLETS, TYP.

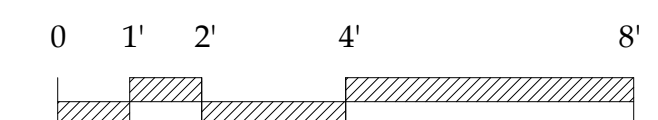
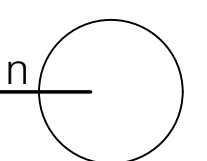
PANASONIC WHISPERGREEN FV-05-11VKSL1 FAN/LIGHT IN BATHROOM.

TV/INTERNET, TBD

PENDANT LIGHT LOCATION TBD ONCE DEMOLITION IS COMPLETE, CONFIRM POSITIONING W/ DESIGNER AND OWNER PRIOR TO INSTALLATION.



2 third floor electrical plan  
3/8" = 1'-0"



ALEXANDER LEHNEN  
51 Hammond Street  
Portland, Maine 04101  
alx.lehnen@gmail.com  
207 408 2804

© copyright 2016

renovations to the  
**MATRANGA/DEVITO RESIDENCE**

30 Hammond Street - Portland, Maine 04101

electrical plan

issue status: for construction  
date: July 25, 2016  
revision:

E1-01