NOTES:

1. CONTRACTOR RESPONSIBLE FOR THE INSTALLATION OF THE ROOF DRAIN, ADAPTER AND COVER. OWNER TO INSTALL GUTTERS AND DOWNSPOUTS, UNLESS OTHERWISE DIRECTED.
2. ALL PIPES SHALL BE OF UNIFORM SIZE.

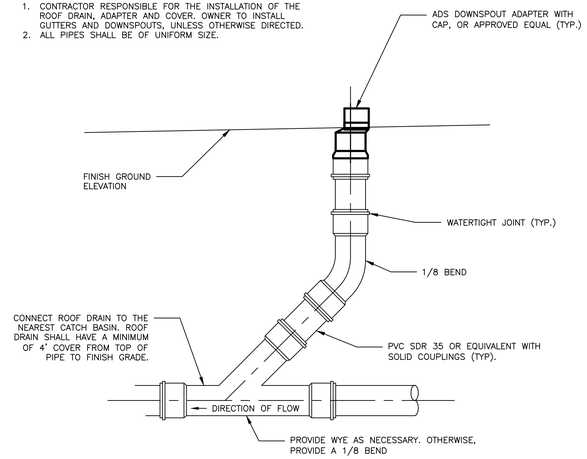

ROOF DRAIN DETAIL

NOT TO SCALE

DESIGN NOTES:

1. ALL CONCRETE TO HAVE A MIN. OF 4,000 PSI COMPRESSIVE STRENGTH AT 28 DAYS.
2. DESIGN LOAD FOR H-20 WHEEL LOAD.
3. CATCH BASIN TO CONFORM TO ASTM-C478 SPECIFICATIONS.
4. REINFORCE TO 0.12 IN SQ./LF.
5. JOINTS SEALED WITH BUTYL RUBBER.
6. POLYPROPYLENE STEPS 12" O.C.

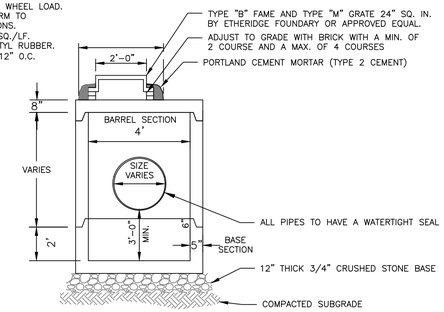

4'-0" PRECAST CATCH BASIN WITH FLATTOP

NOT TO SCALE

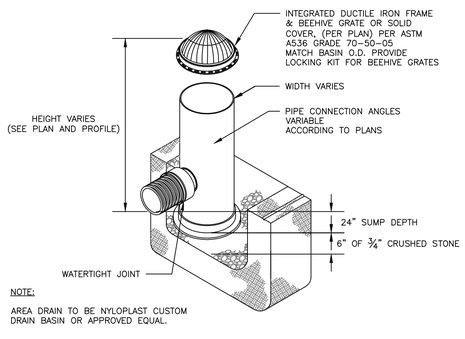

NOTE:

AREA DRAIN TO BE NYLOPLAST CUSTOM DRAIN BASIN OR APPROVED EQUAL.

BEEHIVE DRAIN DETAIL

NOT TO SCALE

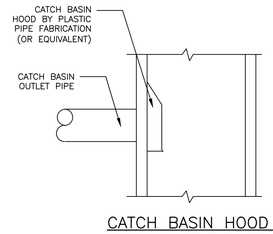

NOTES:

1. INSTALL CATCH BASIN HOODS IN ALL CATCH BASINS UNLESS OTHER WISE NOTED
2. PREFERRED STYLE DESIGNED TO ELIMINATE CEMENTING OF THE TRAP.
3. REFER TO MANUFACTURER'S RECOMMENDATIONS FOR INSTALLATION REQUIREMENTS

CATCH BASIN HOOD DETAIL

NOT TO SCALE

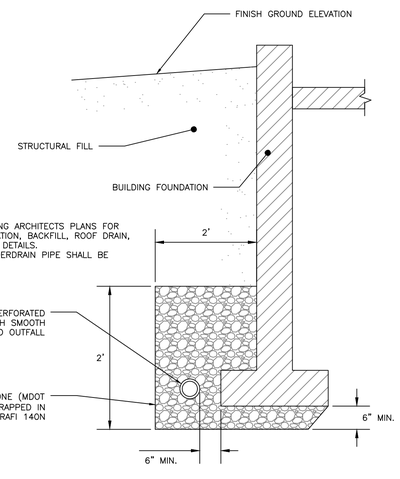

NOTES:

1. REFER TO THE BUILDING ARCHITECTS PLANS FOR THE BUILDING FOUNDATION, BACKFILL, ROOF DRAIN, SIDEWALK AND OTHER DETAILS.
2. PERFORATIONS IN UNDERDRAIN PIPE SHALL BE ORIENTED DOWN.

FOUNDATION DRAIN DETAIL

NOT TO SCALE

ISSUED FOR CONSTRUCTION

ISSUED FOR	BY	DATE
PRELIM APP.	SWT	5/11/17
CITY REPSONSE	SWT	8/17/17

DRAWING NAME: DRAINAGE DETAILS

PROJECT NAME: 50 COVE STREET SITE REDEVELOPMENT

CLIENT: RANDOM ORBIT, LLC.
30 DANFORTH STREET, SUITE 213 PORTLAND, ME 04101

ACORN ENGINEERING, INC

THIS PLAN SHALL NOT BE MODIFIED WITHOUT WRITTEN AUTHORIZATION FROM ACORN ENGINEERING, INC. ANY ALTERATIONS, AUTHORIZED OR OTHERWISE WILL BE AT THE USER'S SOLE RISK AND WITHOUT LIABILITY TO ACORN ENGINEERING, INC.

STEPHEN W. TIBBETTS, P.E.
Consulting Civil Engineer
15 Oak Ridge Rd Brunswick, Maine 04011
(207) 725-2667 stibbettspe@gmail.com

FILE:	1083_CIVIL
JN:	1083
SCALE:	NTS
DESIGNED BY:	WHS
DRAWN BY:	SJL
CHECKED BY:	SWT

STATE OF MAINE
STEPHEN W. TIBBETTS
NO. 3314
8/17/17
LICENSED
PROFESSIONAL ENGINEER

DRAWING NO.
C-33