

STORM DRAIN STRUCTURE DATA

STRUCTURE	RIM	INV. IN	INV. OUT:	DIAM.
CB-9	58.70	53.00 (SD-8)	53.00 (SD-9)	48"
DMH-1	58.90	52.50 (SD-4) 54.05 (SD-3)	52.50 (SD-5)	48"
DMH-2	58.60	51.25 (SD-7)	51.32 (SD-6)	48"
DMH-3	58.40	47.00 (SD-10) 47.00 (SD-12)	47.00 (SD-13)	48"
DMH-4	58.80	47.00 (SD-14) 43.37 (SD-13)		48"
DMH-5	35.08	7.45 (SD-15)	23.98 (SD-14)	48"
DMH-6	18.44	14.00 (SD-15)		48"
FI-1	58.30		55.30 (SD-1)	???"
FI-2	58.30	54.52 (SD-1) 54.41 (SD-2)		???"
FI-3	62.55		53.80 (SD-8)	???"
ICS-1	58.50	51.28 (SD-6) 51.32 (SD-9) 51.32 (SD-5)	51.32 (SD-10)	60"
OCS-1	58.60	51.16 (SD-11)	47.67 (SD-12)	60"
OIL-GRIT SEPARATOR	58.40		54.52 (SD-2) 54.41 (SD-3)	48"

STORM DRAIN PIPE DATA

NAME	SIZE	LENGTH	SLOPE
SD-1	10"	95'	0.817%
SD-2	10"	11'	1.016%
SD-3	10"	14'	2.580%
SD-4	12"	62'	2.064%
SD-5	12"	13'	9.212%
SD-6	15"	4'	1.187%
SD-7	15"	6'	0.505%
SD-8	12"	58'	1.377%
SD-9	12"	29'	5.741%
SD-10	12"	127'	3.408%
SD-11	12"	7'	1.274%
SD-12	15"	11'	6.283%
SD-13	15"	30'	12.000%
SD-14	15"	81'	12.296%
SD-15	15"	54'	12.069%

SANITARY SEWER STRUCTURE DATA

STRUCTURE	RIM	INV. IN	INV. OUT:	DIAM.
SMH-10	65.30	57.75 (S-1)	57.65 (S-2)	48"


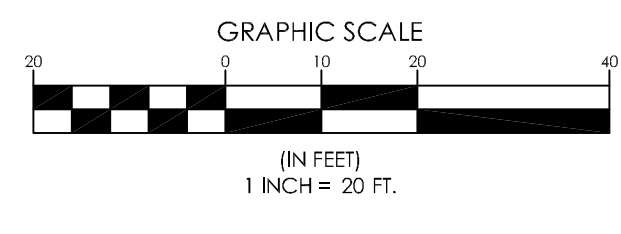
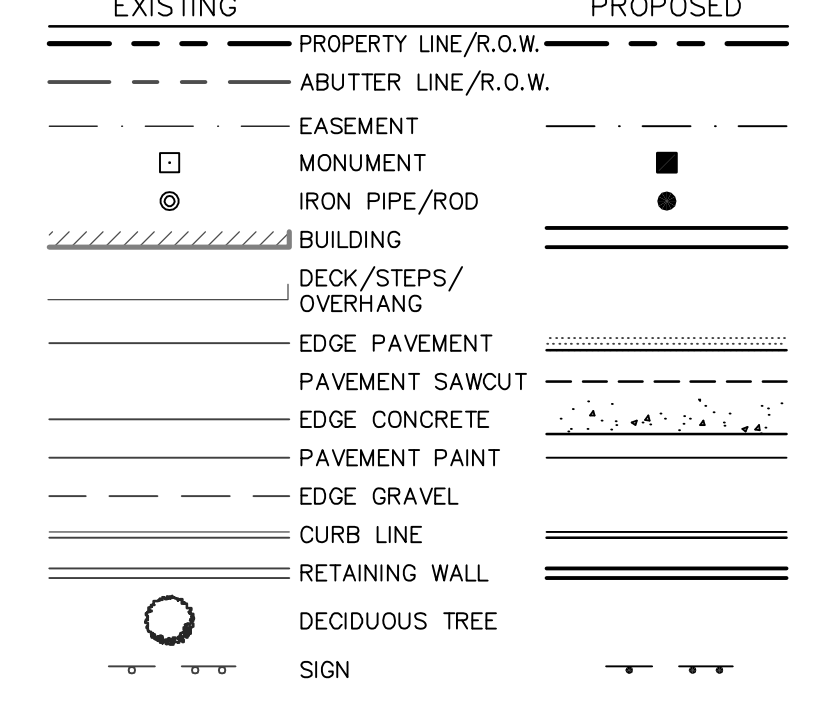
SANITARY SEWER PIPE DATA

NAME	SIZE	LENGTH	SLOPE
S-1	8"	41'	1.503%
S-2	8"	254'	1.122%

UTILITY NOTES:

- TRENCHING AND SAND PADDING BY CONTRACTOR GAS LINE MATERIAL AND INSTALLATION BY UTIL.
- CONTRACTOR SHALL INSTALL FIELD LOCK GASKETS ON SLIP JOINTS FROM VALVE TO BUILDING.
- INSTALL 8"x8" TAPPING SLEEVE AND 8" GATE VALVE.
- 4" DOMESTIC WITH 2" METER INSTALLED IN UTILITY ROOM.

LEGEND



DESIGNED	CHECKED
KDG	KDG

A: WTC 12/15/16 CITY SUBMITTAL NO. 1
 REV: BY: DATE: STATUS:
 THIS PLAN SHALL NOT BE MODIFIED WITHOUT WRITTEN PERMISSION FROM SEBAGO TECHNICS, INC. ANY ALTERATIONS AUTHORIZED OR OTHERWISE, SHALL BE AT THE USER'S SOLE RISK AND WITHOUT LIABILITY TO SEBAGO TECHNICS, INC.

SEBAGO TECHNICS
 WWW.SEBAGO-TECHNICS.COM
 75 John Roberts Rd., Suite B
 South Portland, ME 04106
 Tel.: 207-200-2100 Fax: 207-783-5656

UTILITY PLAN
 OF: 218-220 WASHINGTON AVENUE
 PORTLAND, MAINE
 FOR: 218-220 WASHINGTON AVENUE LLC
 199 ELDERBERRY ROAD
 SOUTH PORTLAND, MAINE 04106

PROJECT NO. 06172 SCALE 1" = 20'
 SHEET 6 OF 23