

MATCH LINE A

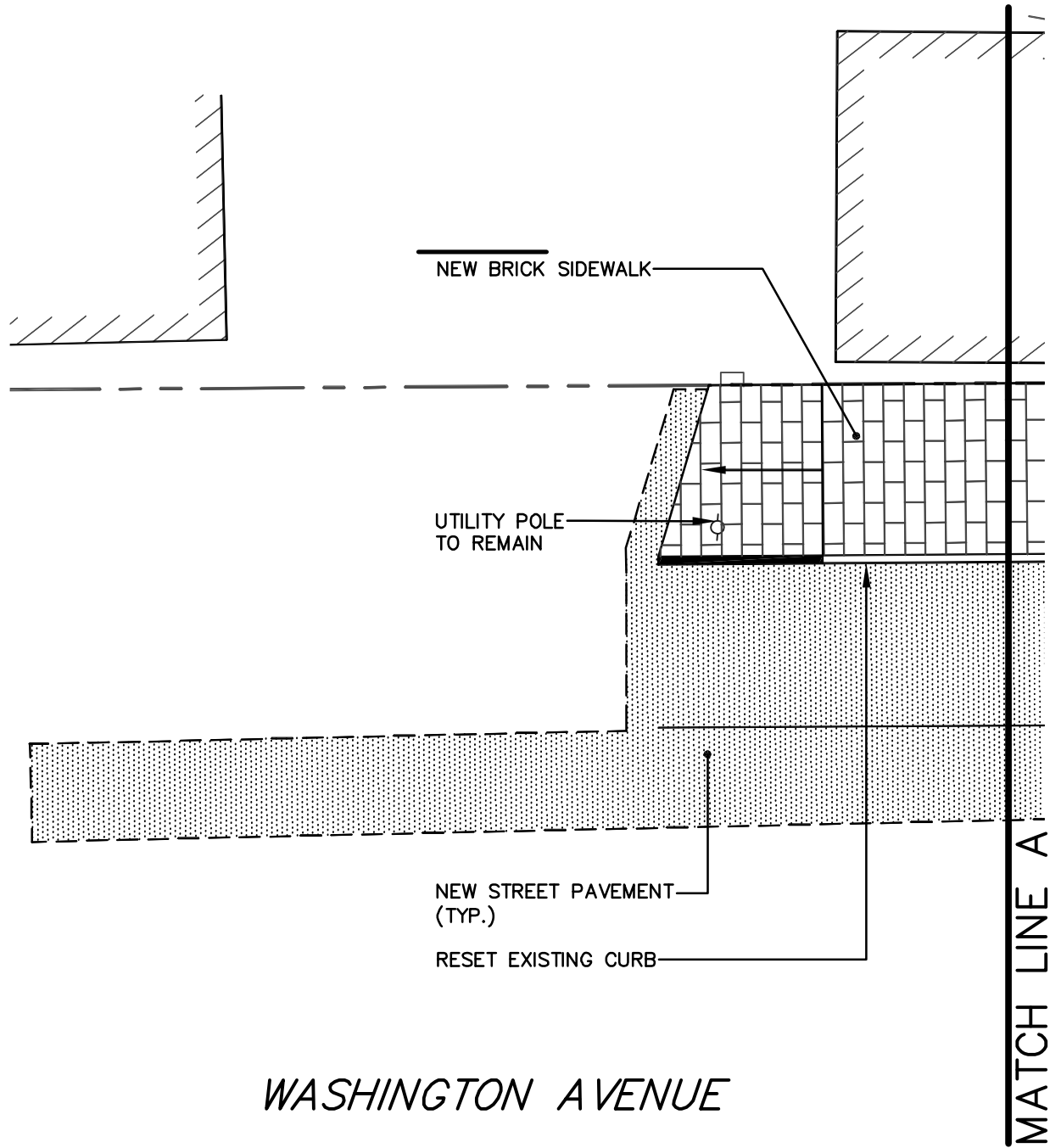
MATCH LINE B

WASHINGTON AVE.

EASTERN PROMENADE

MATCH LINE B

WASHINGTON AVENUE



WASHINGTON AVENUE

MATCH LINE A

**NOTE:**

(2) LIGHT FIXTURES SHALL BE SPAULDING CIMARRON, 20 FOOT POLE, COLOR BLACK

**LEGEND**


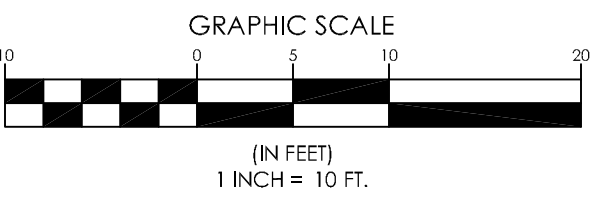
EXISTING	PROPOSED
	PROPERTY LINE/R.O.W.
	ABUTTER LINE/R.O.W.
	EASEMENT
	BUILDING
	DECK/STEPS/OVERHANG
	EDGE PAVEMENT
	PAVEMENT SAWCUT
	EDGE CONCRETE
	EDGE BRICK
	PAVEMENT PAINT
	EDGE GRAVEL
	CURB LINE
	RETAINING WALL
	DECIDUOUS TREE
	SIGN

**SIGN SCHEDULE**

- S-1 STOP SIGN
- S-2 12"x18" HORIZONTAL SIGN-BICYCLES TRANSITION TO STREET AHEAD

**STRIPING SCHEDULE**

- SSWL SOLID SINGLE WHITE LINE
- SDYL SOLID SINGLE YELLOW LINE
- SDYD SOLID DOUBLE YELLOW LINE
- SSWL SOLID SINGLE WHITE LINE
- SDYL SOLID DOUBLE YELLOW LINE



DESIGNED	CHECKED
WTC	WTC

D. WTC 07-24-17 CITY SUBMITTAL NO. 6  
 C. WTC 06-15-17 CITY SUBMITTAL NO. 5  
 B. WTC 04-11-17 CITY SUBMITTAL NO. 3  
 A. WTC 12-15-16 CITY SUBMITTAL NO. 1  
 REV: BY: DATE: STATUS:  
 THIS PLAN SHALL NOT BE MODIFIED WITHOUT WRITTEN PERMISSION FROM SEBAGO TECHNICS, INC. ANY ALTERATIONS, APPROVED OR OTHERWISE, SHALL BE AT THE USER'S SOLE RISK AND WITHOUT LIABILITY TO SEBAGO TECHNICS, INC.

**SEBAGO**  
TECHNICS  
WWW.SEBAGOTECHNICS.COM  
75 John S. Bates Rd. 250 Sorbus Rd.  
South Portland, ME 04106 Lewiston, ME 04240  
Tel. 207-280-2100 Tel. 207-783-5656

**SITE PLAN LOWER LEVEL**  
OF: 218-220 WASHINGTON AVENUE  
218-220 WASHINGTON AVENUE  
PORTLAND, MAINE  
FOR: 218-220 WASHINGTON AVENUE LLC  
199 ELDREBBERY ROAD  
SOUTH PORTLAND, MAINE 04106

PROJECT NO. 06172 SCALE 1"=10'  
SHEET 3 OF 12