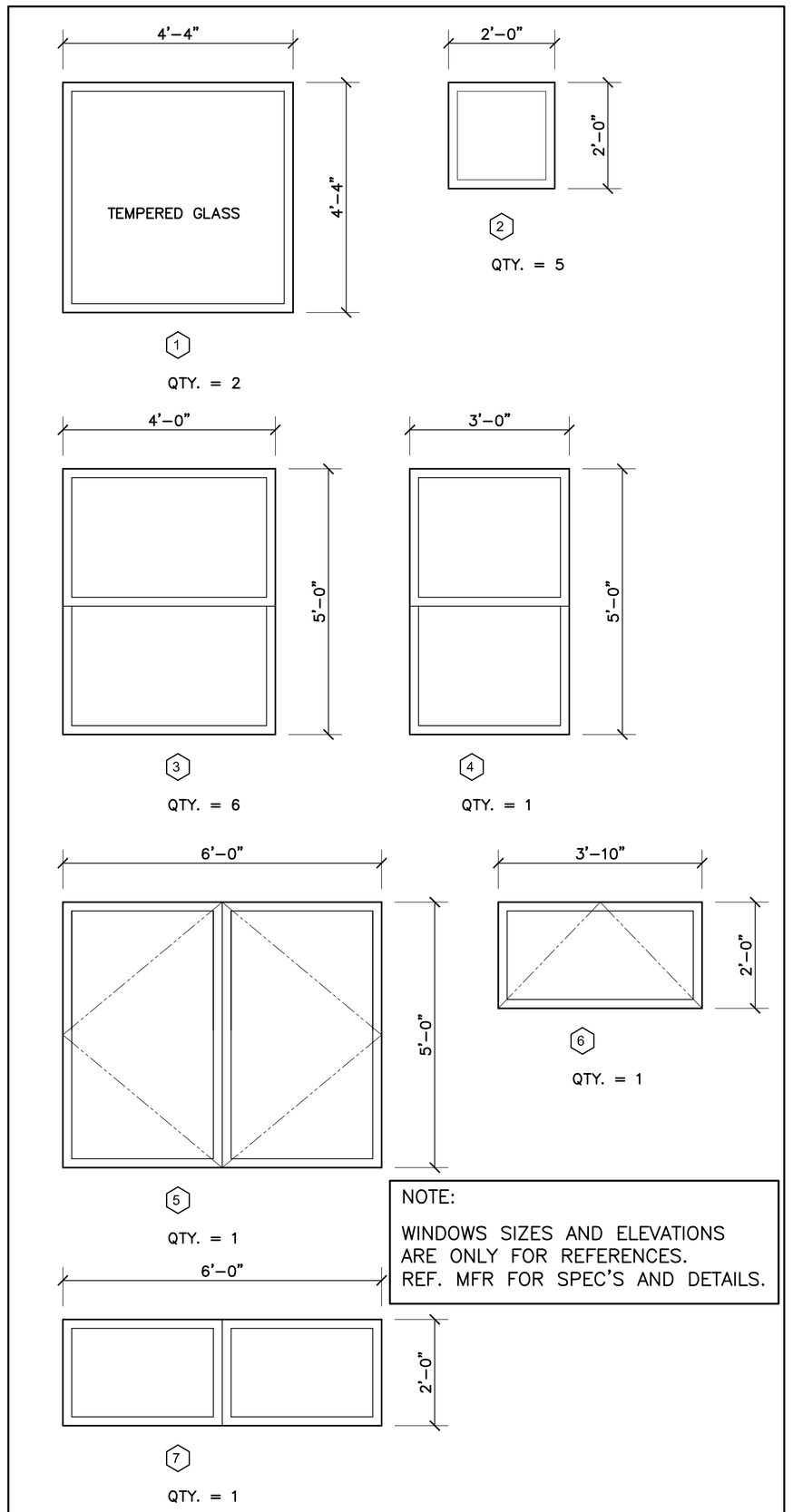

NOTE:

WINDOWS SIZES AND ELEVATIONS ARE ONLY FOR REFERENCES. REF. MFR FOR SPEC'S AND DETAILS.

WINDOW ELEVATIONS - WINDOW SCHEDULE

SCALE: 1/2" = 1'-0"

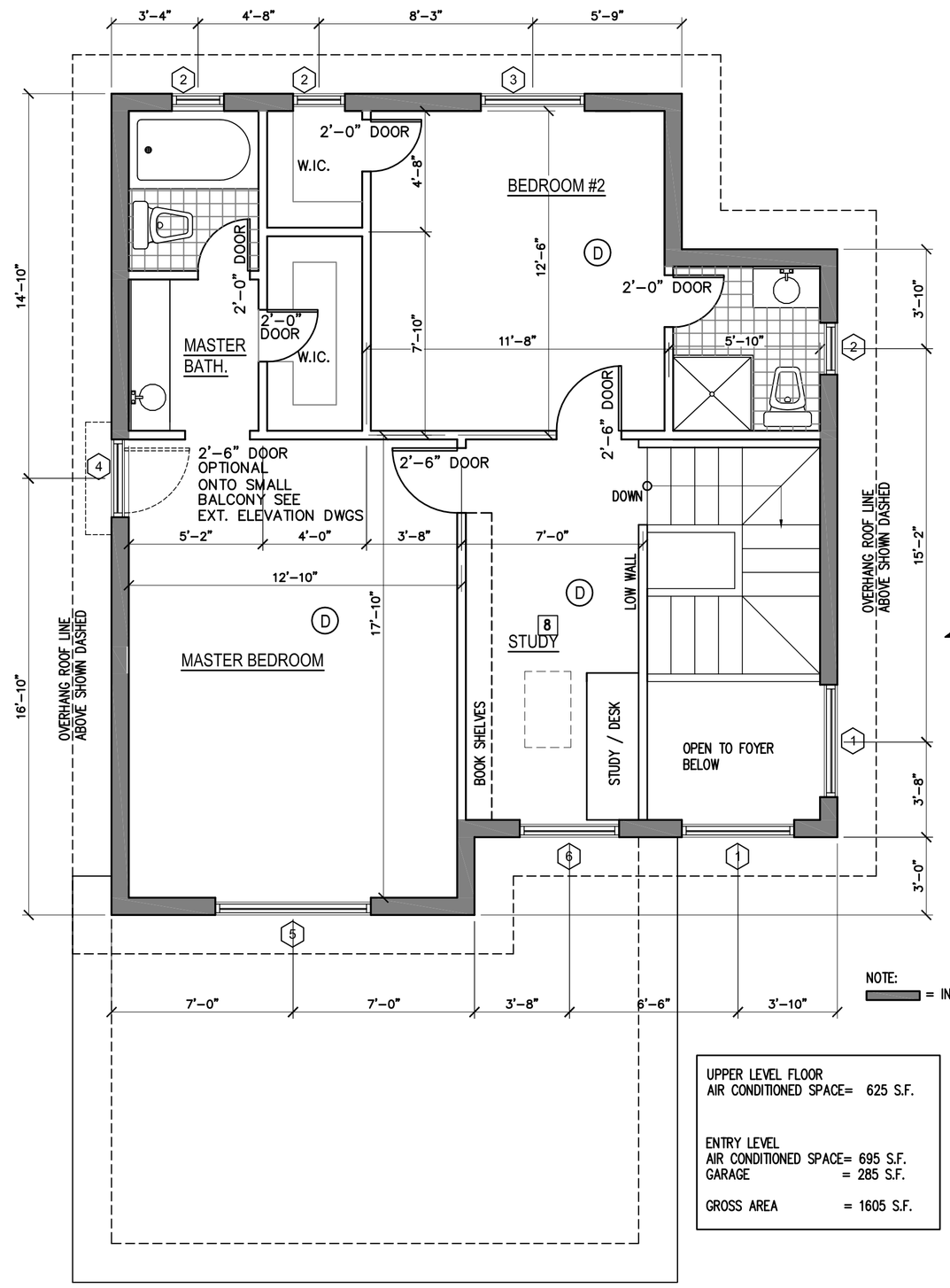

NOTE:
= INSULATED WALLS

UPPER LEVEL FLOOR
AIR CONDITIONED SPACE= 625 S.F.

ENTRY LEVEL
AIR CONDITIONED SPACE= 695 S.F.
GARAGE = 285 S.F.

GROSS AREA = 1605 S.F.

UPPER LEVEL FLOOR PLAN

2 SCALE: 1/4"=1'-0"

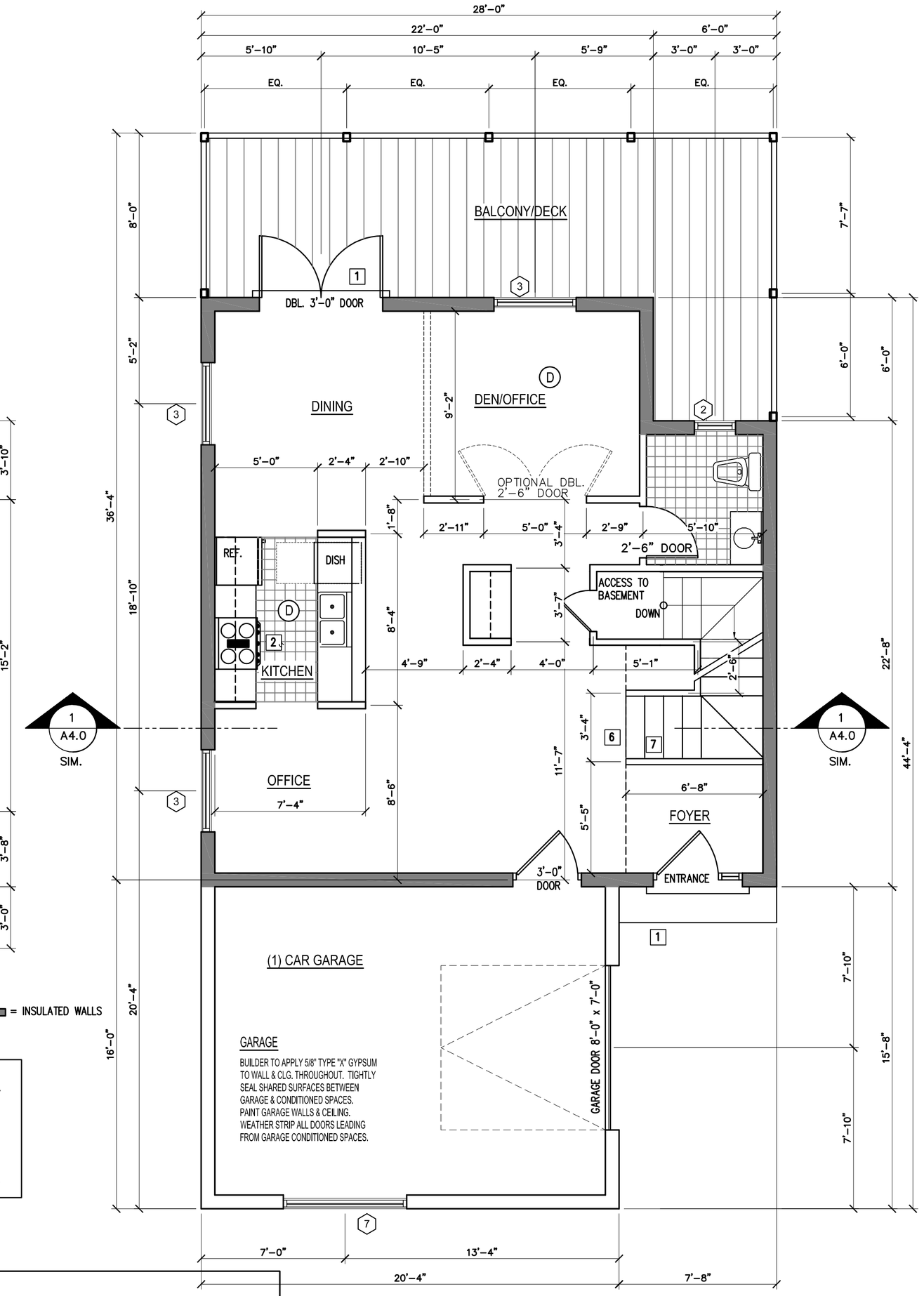

ENTRY LEVEL FLOOR PLAN

1 SCALE: 1/4"=1'-0"

SCALE: 1/4"=1'-0"

0 1' 5' 10'

PLEASE NOTE:

LUBULA D. KANYINDA ASSUMES NO LIABILITY FOR ANY HOME CONSTRUCTED FROM THIS PLAN. IT IS THE RESPONSIBILITY OF THE PURCHASER OF THIS PLAN TO PERFORM THE FOLLOWING BEFORE BEGINNING ACTUAL CONSTRUCTION.

1. BUILDER OR CONTRACTOR MUST VERIFY ALL DIMENSIONS PRIOR TO PROCEEDING WITH CONSTRUCTION.
2. CONTRACTOR MUST VERIFY COMPLIANCE WITH ALL LOCAL CODES IN THE AREA WHERE THE HOME IS TO BE CONSTRUCTED.
3. PLANS INDICATE LOCATIONS ONLY; ENGINEERING ASPECTS SHOULD INCORPORATE ACTUAL SITE CONDITIONS.
4. PURCHASER OF THIS PLAN ASSUMES LIABILITY FOR ANY MODIFICATIONS MADE TO THE LAYOUT OF THIS PLAN.

© COPYRIGHT BY lubula d. kanyinda ALL RIGHTS RESERVED.

LUBULA D. KANYINDA

107 MATLOCK MEADOW DRIVE
ARLINGTON, TEXAS 76002
682-551-6960

© COPYRIGHT BY lubula d. kanyinda ALL RIGHTS RESERVED.

(D) = COMBINATION SMOKE & CARBON MONOXIDE DETECTORS: DETECTORS SHALL BE INSTALLED OUTSIDE EACH SEPARATE SLEEPING AREA IN THE IMMEDIATE VICINITY OF BEDROOMS AND ON EACH STORY OF THE DWELLING INCLUDING BASEMENTS. ALL DETECTORS SHALL BE CONNECTED TO A SOUNDING DEVICE OR OTHER DETECTORS TO PROVIDE AN ALARM AUDIBLE IN ALL SLEEPING AREAS. ALL DETECTORS SHALL BE APPROVED AND LISTED AND SHALL BE INSTALLED IN ACCORDANCE WITH MANUFACTURER'S INSTRUCTIONS.

1. STEPS OR RAMP TO GRADE AS REQ PER SITE CONDITIONS. MINIMUM 3'-0" LANDING REQUIRED AT ALL ENTRY WAYS.
2. VENT AS PER MANUFACTURERS SPECIFICATIONS.
3. DRIP PAN AND FLOOR DRAIN UNDER WASHER IN LAUNDRY AREA. VENT DRYER THROUGH ADJACENT EXT WALL OR UP THROUGH ROOF.
4. PORCHES, BALCONIES OR RAISED FLOOR SURFACES LOCATED MORE THAN 30" ABOVE THE FLOOR OR GRADE BELOW SHALL HAVE GUARDS NOT LESS THAN 36" IN HEIGHT.
5. FULLY INSULATE FLOOR ABOVE OUTSIDE AIR WITH SPRAY FOAM INSULATION. SOFFIT MATERIAL TO BE 1x4 T&G WOOD TO MATCH WINDOW TRIM
6. FLOOR TO FLOOR HEIGHTS WILL VARY BASED ON DEPTH OF FLOOR FRAMING AS DETERMINED BY STRUCTURAL ENGINEER. STAIR RISERS MUST NOT EXCEED 7 3/4", STAIR TREADS MUST NOT BE LESS THAN 10" AS PER IRC 2006.
7. WALL MOUNT STAIR RAIL. MAX PROJECTION MUST NOT EXCEED 4 1/2" FROM FACE OF FINISH WALL AS PER IRC 2006.
8. PROVIDE ACCESS HATCH OR SMALL DOOR INTO MECHANICAL SPACE FOR SERVICING.

REVISION SCHEDULE:

PROJECT NAME:

FLOOR PLANS WINDOWS SCHEDULES AND ELEVATIONS

PROJECT NUMBER:	CUSTOM FOR MELINDA SCHOTT
DATE:	
DRAWN BY:	LDK
CHECKED BY:	
SHEET #	1.1