

© 2008 TFH ARCHITECTS

219 ANDERSON STREET  
FOR BILL SIMPSON  
PORTLAND, MAINE

TFH ARCHITECTS  
100 COMMERCIAL STREET  
PORTLAND MAINE 04101  
TELEPHONE 207 775 6141  
ARCHITECTURE PLANNING

CONSULTANTS:

REVISIONS:

DATE: 07/28/08

PROJECT No. 0707

DRAWN BY: RJS

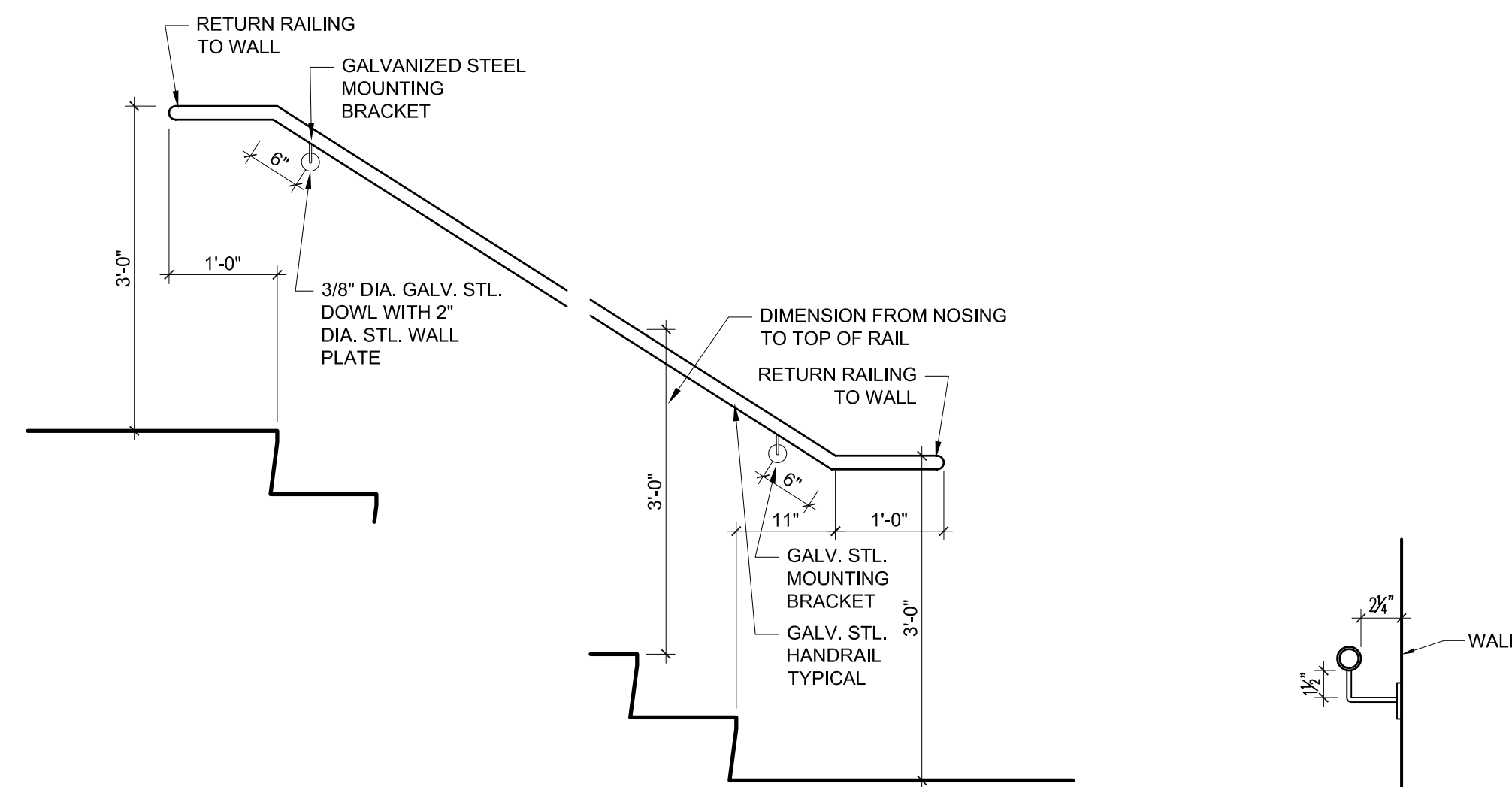
CHECKED BY: TST

SCALE: AS NOTED

SHEET TITLE:

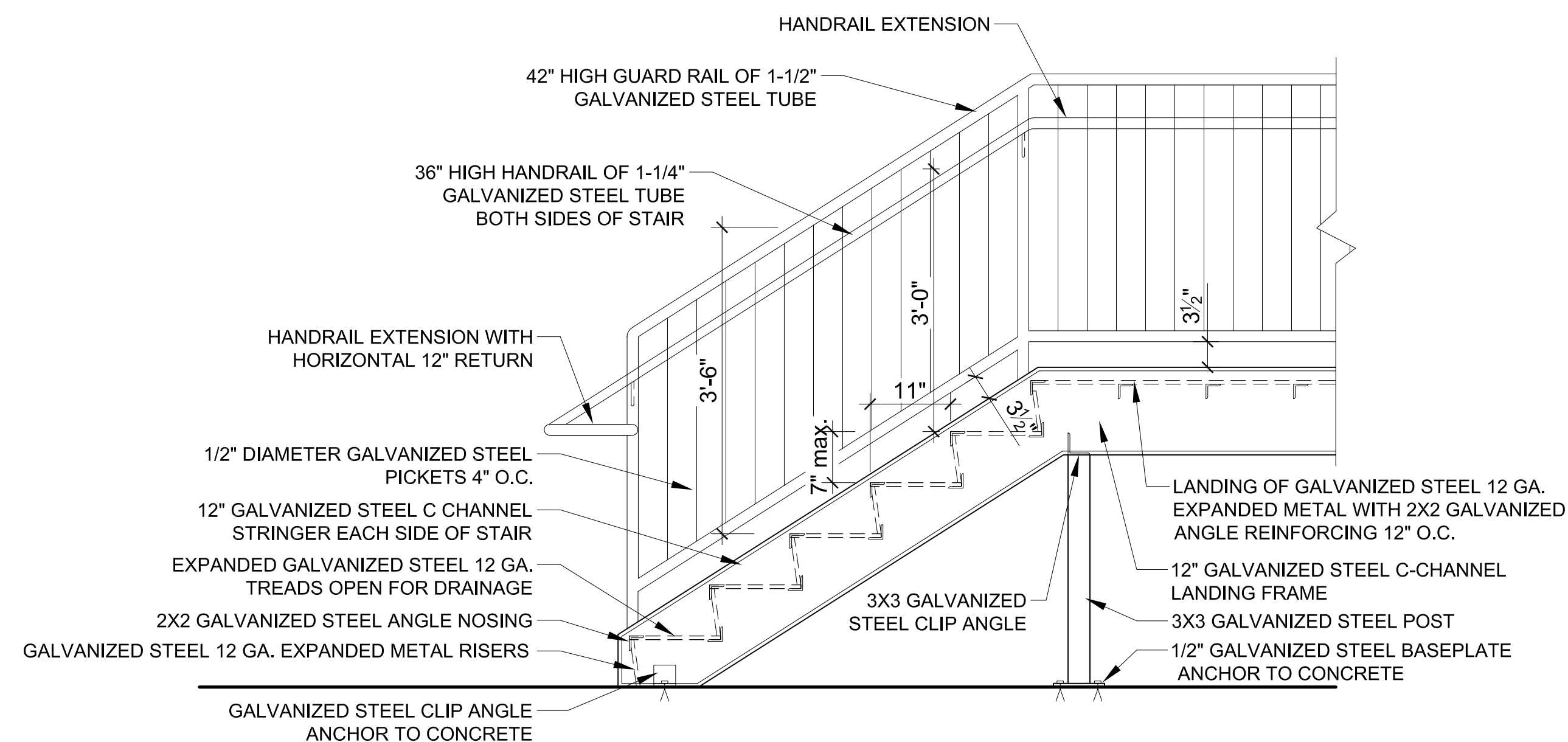
DETAILS  
DOOR SCHEDULE

A3.1

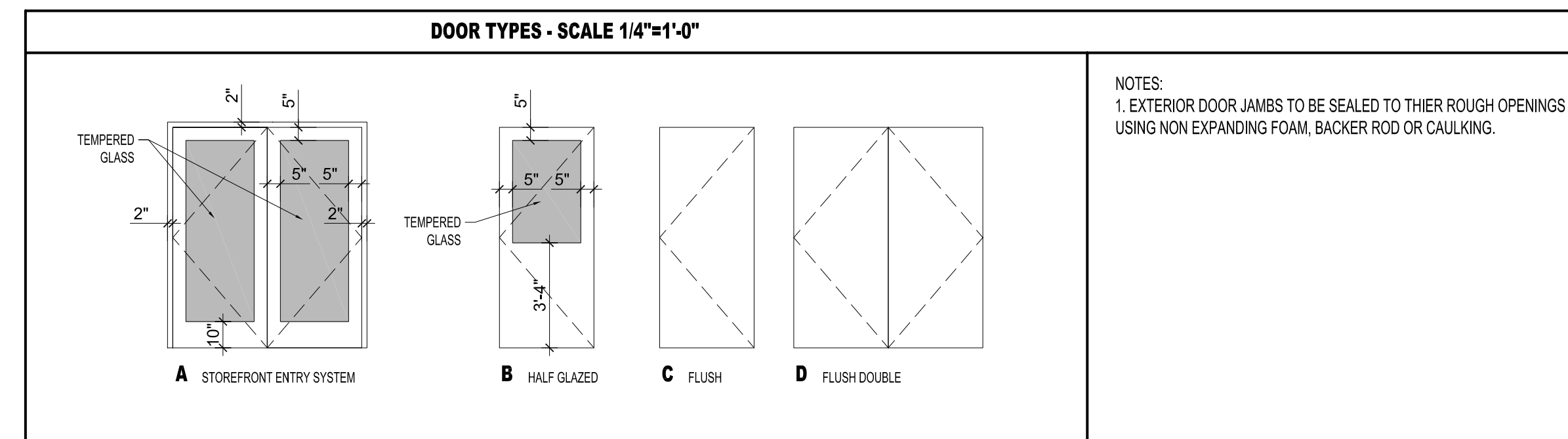


3 TYPICAL HANDRAIL DETAIL TOP AND BOTTOM  
A3.1 3/4" = 1'-0"

2 TYPICAL HANDRAIL SECTION DETAIL  
A3.1 1-1/2" = 1'-0"



1 TYPICAL STAIR, LANDING AND GUARD DETAIL  
A3.1 3/4" = 1'-0"



| DOOR NO. | DOOR |       |        |           |              |           |      |          |           |      | FRAME |        |                       |          |   |                       |               |         |                    |  | GENERAL |  |  |  |  |  |  |  |  |  |
|----------|------|-------|--------|-----------|--------------|-----------|------|----------|-----------|------|-------|--------|-----------------------|----------|---|-----------------------|---------------|---------|--------------------|--|---------|--|--|--|--|--|--|--|--|--|
|          | TYPE | SIZE  |        |           |              | INSULATED | TYPE | MATERIAL | DETAILS   |      |       | CLOSER | FIRE RATING (MINUTES) | HANDICAP | HARDWARE KEY  |                       |               | REMARKS |                    |  |         |  |  |  |  |  |  |  |  |  |
|          |      | WIDTH | HEIGHT | THICKNESS | MATERIAL     |           |      |          | THRESHOLD | HEAD | JAMB  |        |                       |          | SILL  | MS - MORTISE LOCK SET | LS - LOCK SET |         | PH - PEEPHOLE/LENS | ALL EXTERIOR & VESTIBULE DOORS TO BE WEATHERSTRIPPED |         |  |  |  |  |  |  |  |  |  |
| 101      | A    | 6'-0" | 7'-0"  | -         | MTL / GL     | Y         | -    | MTL      | -         | -    | -     | Y      | -                     | PAN      | INSULATED GLAZING UNITS, TEMPERED GLASS, THERMALLY BROKEN STOREFRONT SYSTEM |                       |               |         |                    |  |         |  |  |  |  |  |  |  |  |  |
| 102      | B    | 3'-0" | 7'-0"  | 1-3/4"    | MTL / GL PTD | Y         | -    | MTL      | -         | -    | -     | Y      | -                     | PAN      | INSULATED GLAZING UNIT, TEMPERED GLASS                                      |                       |               |         |                    |  |         |  |  |  |  |  |  |  |  |  |
| 103      | C    | 3'-0" | 6'-8"  | 1-3/4"    | MTL          | PTD       | -    | MTL      | -         | -    | -     | -      | -                     | -        |   |                       |               |         |                    |  |         |  |  |  |  |  |  |  |  |  |
| 201      | B    | 3'-0" | 7'-0"  | 1-3/4"    | MTL / GL PTD | Y         | -    | MTL      | -         | -    | -     | Y      | -                     | PAN      | INSULATED GLAZING UNIT, TEMPERED GLASS                                      |                       |               |         |                    |  |         |  |  |  |  |  |  |  |  |  |
| 202      | B    | 3'-0" | 7'-0"  | 1-3/4"    | MTL / GL PTD | Y         | -    | MTL      | -         | -    | -     | Y      | -                     | PAN      | INSULATED GLAZING UNIT, TEMPERED GLASS                                      |                       |               |         |                    |  |         |  |  |  |  |  |  |  |  |  |
| 203      | B    | 3'-0" | 7'-0"  | 1-3/4"    | MTL / GL PTD | Y         | -    | MTL      | -         | -    | -     | Y      | -                     | PAN      | INSULATED GLAZING UNIT, TEMPERED GLASS                                      |                       |               |         |                    |  |         |  |  |  |  |  |  |  |  |  |
| 204      | C    | 3'-0" | 6'-8"  | 1-3/4"    | MTL          | PTD       | -    | MTL      | -         | -    | -     | -      | -                     | -        |   |                       |               |         |                    |  |         |  |  |  |  |  |  |  |  |  |
| 205      | D    | 6'-0" | 6'-8"  | 1-3/4"    | MTL          | -         | -    | MTL      | -         | -    | -     | -      | -                     | -        | DOUBLE DOOR   |                       |               |         |                    |  |         |  |  |  |  |  |  |  |  |  |
| 206      | C    | 3'-0" | 6'-8"  | 1-3/4"    | MTL          | PTD       | -    | MTL      | -         | -    | -     | Y      | -                     | -        |   |                       |               |         |                    |  |         |  |  |  |  |  |  |  |  |  |
| 207      | C    | 3'-0" | 6'-8"  | 1-3/4"    | MTL          | PTD       | -    | MTL      | -         | -    | -     | Y      | 60                    | -        |   |                       |               |         |                    |  |         |  |  |  |  |  |  |  |  |  |
| 208      | C    | 3'-0" | 6'-8"  | 1-3/4"    | MTL          | PTD       | -    | MTL      | -         | -    | -     | Y      | -                     | -        |   |                       |               |         |                    |  |         |  |  |  |  |  |  |  |  |  |