




**TAKE THE CHILL OUT OF  
YOUR GARAGE OR WORKSPACE  
WITH A HOT DAWG®.**








### HOT DAWG® POWER-EXHAUSTED, GAS-FIRED UNIT HEATER (MODEL HD)

- Hush-puppy quiet operation (see table)
- Right or left hand controls available on all 30-75 units. Gas, electrical and flue connections can be changed by simply flipping the Hot Dawg over
- Uses natural or propane gas
- Lightweight, easily installs 1" from ceiling with only two angle brackets (included on sizes 30-75, accessory for 100, 125)
- Full 10-year warranty on heat exchanger
- Standard power exhaust simplifies side-wall or roof venting with small-diameter vent pipe
- Permanently-lubricated motor for trouble-free dependability
- Controls can be either single or two-stage, direct spark ignition, 100% shut-off with continuous retry
- Low-profile design and neutral color to blend in with decor
- Also available with a blower (model HDB). Contact Modine for further information

#### Hot Dawg Applications

Model	Btu/Hr Input	Typical Application
HD/HDS 30	30,000	1 to 1-1/2 Car Garage
HD/HDS 45	45,000	2 to 2-1/2 Car Garage
HD/HDS 60	60,000	3 to 3-1/2 Car Garage
HD/HDS 75, 100, 125	75,000-125,000	Large Garage

\*Sizing data for sample only. Consult a qualified installer for the actual requirements for your building.



### HOT DAWG® H<sub>2</sub>O LOW PROFILE HOT WATER UNIT HEATER (MODEL HHD)

- No external moving parts - twin centrifugal blowers keep all moving parts inside the cabinet
- Mounting flexibility (parallel, perpendicular or recessed between joists) allows for horizontal or vertical air delivery
- Low-profile design
- Available in hammertone beige
- Constructed of heavy gauge steel for clean appearance and maximum headroom
- Includes two mounting brackets with vibration isolators to reduce noise and vibration
- Internal coil can handle water pressures up to 150 PSI and temperatures up to 200° F

#### Hot Dawg H<sub>2</sub>O Applications

Model Sizes	Airflow (CFM)	GPM	140° F BTU/hr	180° F BTU/hr	Application
HHD 30	405 405	2 4	20,600 24,200	30,900 36,300	1 to 2 car garage
HHD 45 (high speed)	710 710	2 4	29,900 35,100	44,800 52,700	2 to 3 car garage
HHD 45 (low speed)	425 425	2 4	20,700 24,400	31,100 36,600	2 to 3 car garage


#### Model HD/HDS Sound Pressure Level (dBA)<sup>1</sup>

Model Size	Modine	Competitor <sup>2</sup>
	5 ft.	5 ft.
30	53	59
45	57	59
60	59	59
75	58	69

1. Measured at distance from unit shown.

2. Competitor published data.





## HOT DAWG® SEPARATED COMBUSTION GAS-FIRED UNIT HEATER (MODEL HDS)


Same features as HD, with these added benefits:

- Draws combustion air from outside the work space, ensuring the unit always has plenty of fresh, clean air to breathe
- The fresh air supply reduces common concerns about dusty, dirty or humid applications, providing greater durability and reduced maintenance
- Factory assembled, certified separated combustion saves installation time

Performance Data - Model HD/HDS

Model Size	30	45	60	75	100	125
Btu/Hr Input <sup>1</sup>	30,000	45,000	60,000	75,000	100,000	125,000
Btu/Hr Output <sup>1</sup>	24,000	36,000	48,000	60,000	80,000	100,000
Entering Airflow (CFM) <sup>2</sup>	505	720	990	1,160	1,490	1,980
Outlet Velocity <sup>2</sup>	523	749	653	769	565	747
Air Temp. Rise (°F)	44	46	45	48	50	47
Mounting Height (Max ft.) <sup>2</sup>	10	10	12	14	12	16
Heat Throw (ft.)	25	27	36	38	42	56

Effinity<sup>93</sup>.



93% Efficient

\* Requires a 40 degree ambient temperature at all times and access to a drain for condensate

## EFFINITY 93® CONDENSING UNIT HEATER (MODEL PTC)

Looking for the most efficient unit?

- All model sizes operate at 93% efficiency, making it the most efficient gas-fired, condensing unit heater in North America
- Features Modine's high-grade stainless steel Conservicore® technology secondary heat exchanger
- All sizes are separated combustion
- The standard Contractor Convenience Package allows for easy connectivity and troubleshooting with a factory mounted disconnect switch, external operating lights and convenience outlet
- A minimum 15% decrease in CO<sub>2</sub> versus other gas-fired heaters and minimum 17% gas savings (up to 40%)
- A smart investment and respectable ROI with valuable state utility rebates available

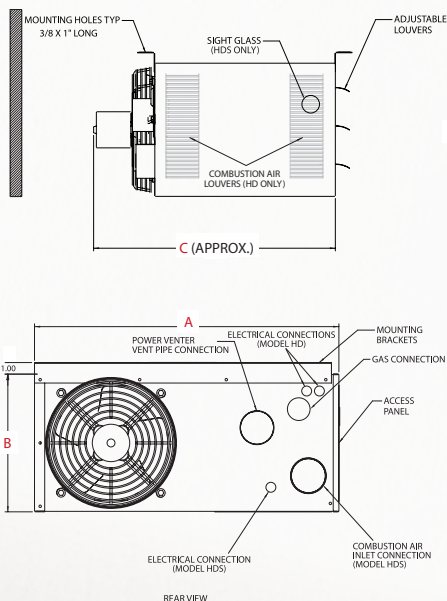
Performance Data - Model PTC

Model size	55	65	85	110
Btu/Hr Input <sup>1</sup>	55,000	65,000	85,000	110,000
Btu/Hr Output <sup>1</sup>	51,150	60,450	79,050	102,300
Condensate Production (Gal./Hr.)	0.3	0.4	0.5	0.7
Entering Airflow (CFM) @ 70°F <sup>2</sup>	1,097	1,141	1,650	1,750
Outlet Velocity (FPM) <sup>2</sup>	618	650	619	668
Air Temp. Rise (°F)	43	49	44	54
Max. Mounting Height (Ft.) <sup>2</sup>	12	12	13	13
Heat Throw (Ft.) @ Max. Mtg Ht	43	43	48	46

1. Ratings shown are for elevations up to 2,000 ft. For elevations above 2,000 feet, ratings should be reduced at the rate of 4% for each 1,000 feet about sea level. (In Canada see rating plate.) Reduction of ratings requires use of high altitude kit.
2. Data taken at 65°F ambient and unit fired at full-rated input. Mounting height as measured from bottom of unit, and without deflector hoods.



# RESIDENTIALLY-CERTIFIED, GAS-FIRED UNIT HEATER SPECIFICATIONS



Dimensions (inches) - Model HD/HDS

Model Size	30	45	60	75	100/125
A	26.8	26.8	26.8	26.8	35.5
B	12.2	12.2	18.0	18.0	20.5
C	22	22	25	25	31.0
Gas Connection	1/2	1/2	1/2	1/2	1/2
Vent Connector Size (in.)	3	3	3/4*	3/4*	4
Approx. Shipping Weight (lbs.)	55	60	80	85	125

\* 3" for Model HD, 4" for Model HDS

## Clearances for Residentially-Certified Unit Heaters

Unit Side	Clearance To Combustible Materials	Recommended Service Clearance
Top and Bottom	1"	1"
Access Side	1"	18"
Non-Access Side	1"	1"/18" <sup>1</sup>
Rear	18"	18"
Vent Connector	4"/6" <sup>1</sup>	4"/6" <sup>1</sup>

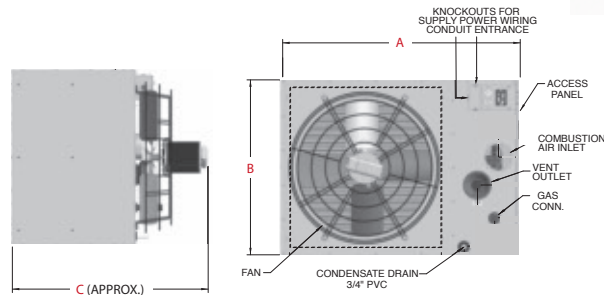
1. For high-efficiency unit only (Model PTC)

**To find out where to buy a Hot Dawg, visit [www.ModineHVAC.com/HotDawg](http://www.ModineHVAC.com/HotDawg)**



**Modine Manufacturing Company**  
1500 DeKoven Avenue  
Racine, Wisconsin 53403-2552  
1.800.828.HEAT  
[www.ModineHVAC.com](http://www.ModineHVAC.com)

Follow us on Twitter @ModineHVAC



Dimensions (inches) - Model PTC<sup>1</sup>

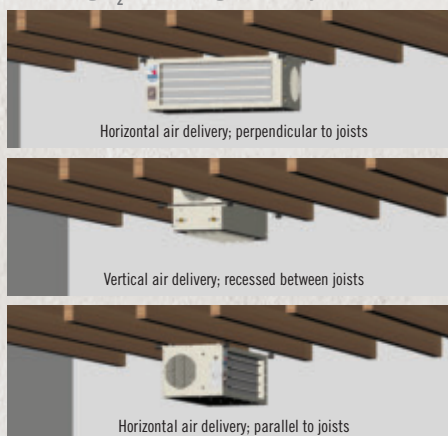
Model size	55	65	85	110
A	29.80	29.80	35.53	35.53
B	18.13	18.13	20.31	20.31
C	28.19	28.19	33.83	33.83
Combustion Air Inlet Pipe	3	3	3	3
Vent Outlet Pipe	3	3	3	3
Gas Connection	1/2	1/2	1/2	1/2
Approx. Shipping Weight (lbs.)	93	103	125	128

1. Do not use propeller units with duct work.

**For more information on the Effinity<sup>93</sup>, visit [www.ModineHVAC.com/Effinity93](http://www.ModineHVAC.com/Effinity93)**



## Hot Dawg H<sub>2</sub>O Mounting Flexibility



**For Hot Dawg H<sub>2</sub>O specifications, visit [www.ModineHVAC.com/HotDawg](http://www.ModineHVAC.com/HotDawg)**

**MODINE PROUDLY MANUFACTURES IN THE USA**