Reviewed for Code Compliance
Inspections Division
Approved with Conditions
Date: 11/06/14

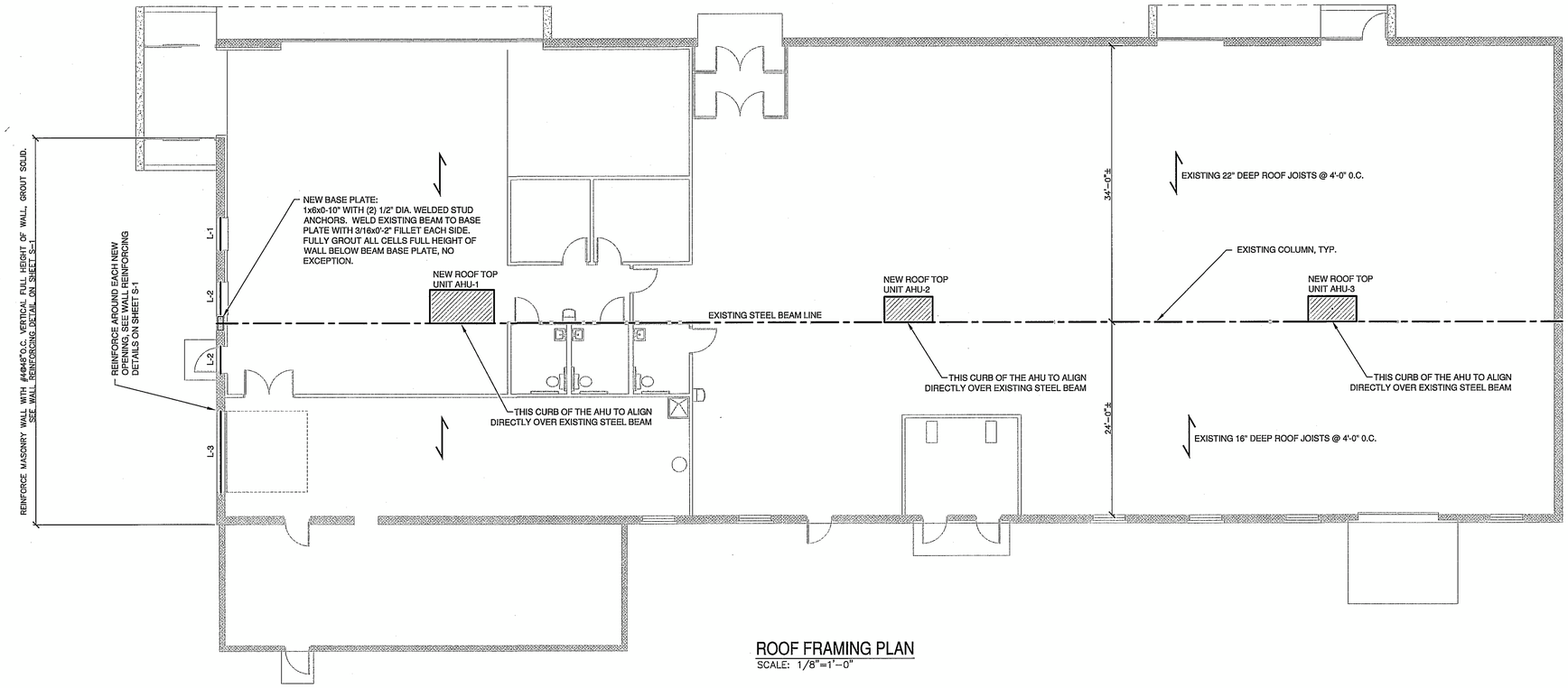

ROOF FRAMING PLAN
SCALE: 1/8"=1'-0"

MASONRY WALL LINTEL SCHEDULE			
MARK	CMU WALL SIZE	VENEER SIZE	BEARING
L-1	2-L4x3 1/2x5/16	L4x3 1/2x5/16	8" MIN. EA. END
L-2	2-L6x3 1/2x5/16	L4x3 1/2x5/16	8" MIN. EA. END
L-3	2-L6x3 1/2x5/16	L6x3 1/2x5/16	8" MIN. EA. END

NOTES:
1. ONE ANGLE IS REQUIRED FOR EVERY 4" OF MASONRY.
2. LINTELS FOR EXTERIOR MASONRY SHALL BE GALVANIZED.
3. MULTIPLE ANGLES SHALL BE WELDED BACK TO BACK.
4. PROVIDE STEEL ANGLE DIRECTLY BELOW BOND BEAM.
5. REFER TO FRAMING PLANS FOR MASONRY LINTEL LOCATIONS.
6. REFER TO SHEET S1 FOR MASONRY DETAILS.

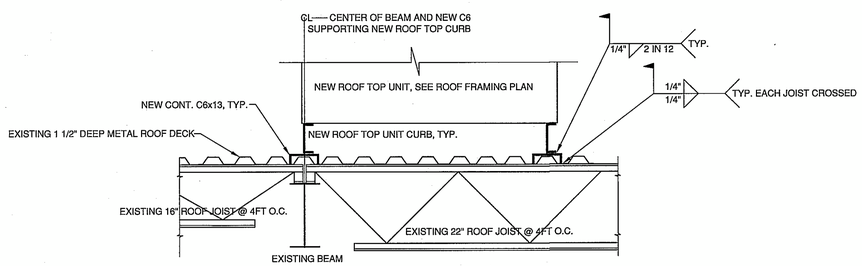

TYPICAL NEW ROOF TOP UNIT (RTU) SUPPORT DETAIL
N.T.S.

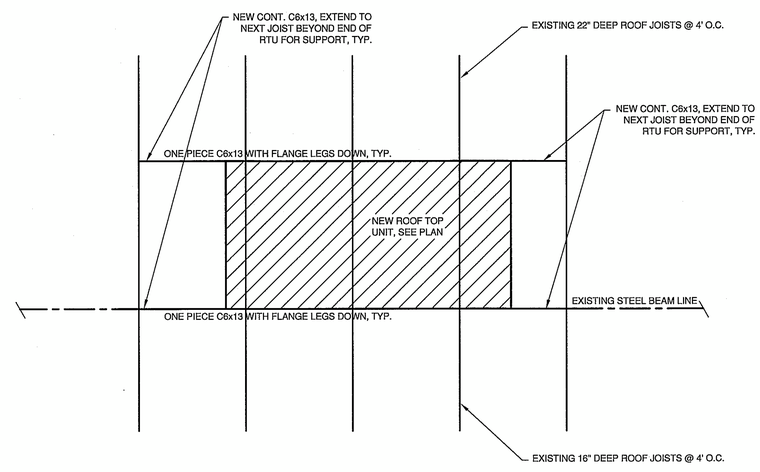

SCHEMATIC PLAN VIEW FOR NEW ROOF TOP UNIT (RTU)
N.T.S.

STATE OF MAINE
STEVEN R. GRANT
No. 6825
LICENSED
PROFESSIONAL ENGINEER

REV:	BY:	DATE:	STATUS:

THIS PLAN SHALL NOT BE MODIFIED WITHOUT WRITTEN PERMISSION FROM SRG ENGINEERING, INC. ANY ALTERATIONS, AUTHORIZED OR OTHERWISE, SHALL BE AT THE USER'S SOLE RISK AND WITHOUT LIABILITY TO SRG ENGINEERING, INC.

SRG ENGINEERING, INC.
CONSULTING STRUCTURAL ENGINEERS
P.O. BOX 925
GRAY, ME 04039
TEL: (207) 657-7323
EMAIL: SRG@SRGENG.COM

PROJECT NO.	EOR	DESIGN	CHKD	DRAWN
14-058	SRG	SRG	SRG	SRG

ROOF FRAMING PLAN & DETAILS
OF
UHAUL MOVING & STORAGE
PORTLAND, MAINE
FOR
GEMSTONE GENERAL CONTRACTORS
MANCHESTER, NEW HAMPSHIRE

DATE	SCALE
09.18.14	AS NOTED

SHEET S2 OF 2