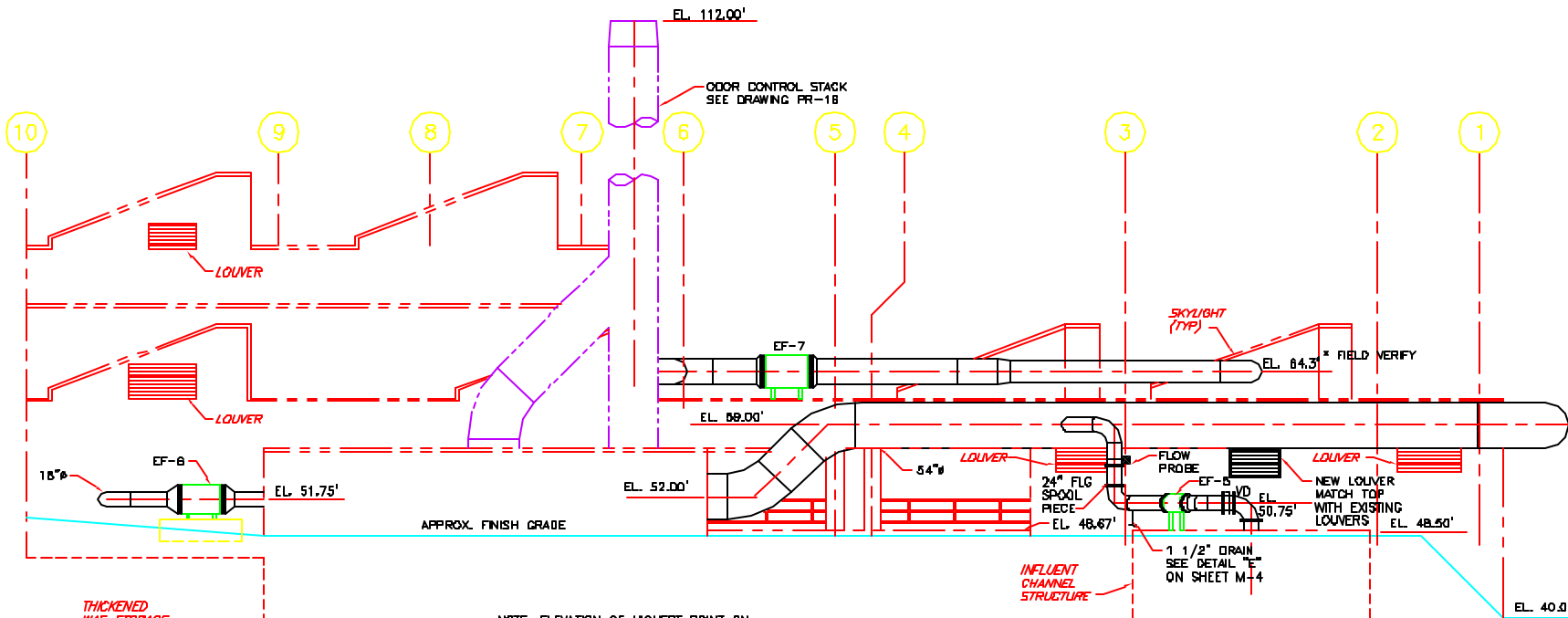
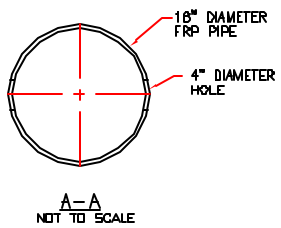


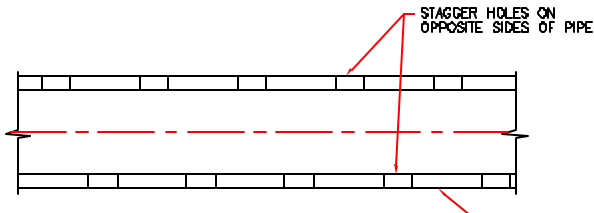
SECTION 1
SCALE: 1/4"=1'-0"
M-2



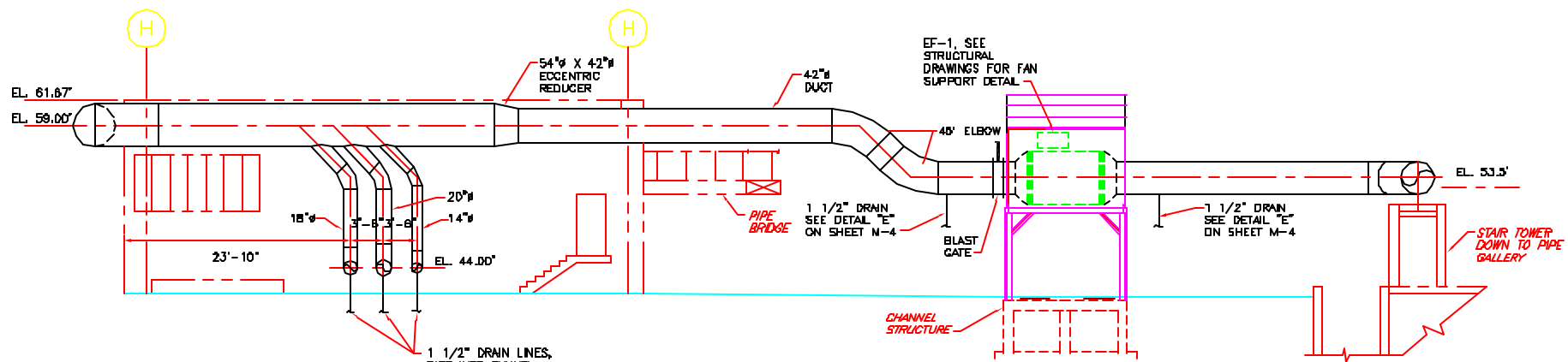
SECTION 4
SCALE: 1/8"=1'-0"
M-2



A-A
NOT TO SCALE

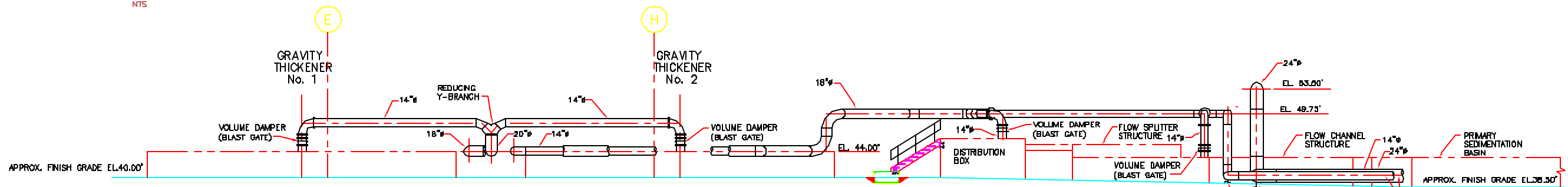


DUCT CROSS SECTION
NTS



SECTION 2
SCALE: 1/8"=1'-0"
M-2

NOTES
1. SEE STRUCTURAL DRAWINGS FOR PIPE SUPPORTS.



SECTION 3
SCALE: 1/8"=1'-0"
M-2

NO.	REVISIONS	DATE	BY	CHKD.	APP'D.
1					
2					
3					
4					
5					
6					
7					
8					
9					
10					

DESIGNED BY	DATE	DESIGNED FOR	DATE	PROJECT NO.	SCALE
4-4-01	3-4-01	PORTLAND WATER DISTRICT	3-4-01	04006	AS NOTED
CHECKED BY	DATE	APPROVED BY	DATE	BOOK NO.	SCALE
DRAWN BY: JLM					
CHECKED BY: JLM					
DATE: 3-4-01					
APPROVED BY: JLM					
DATE: 3-4-01					
PROJECT NO.: 04006					
SCALE: AS NOTED					

PORTLAND WATER DISTRICT	SECTION
PORTLAND, MAINE	
PRIMARY SEDIMENTATION BASINS	
UPGRADE WITH ODOR CONTROL FACILITIES	

Wright-Pierce
99 Main Street, Topsham, Maine USA 04086
TEL (207) 725-8721 FAX (207) 725-8414

DWG M-3
52 OF 79