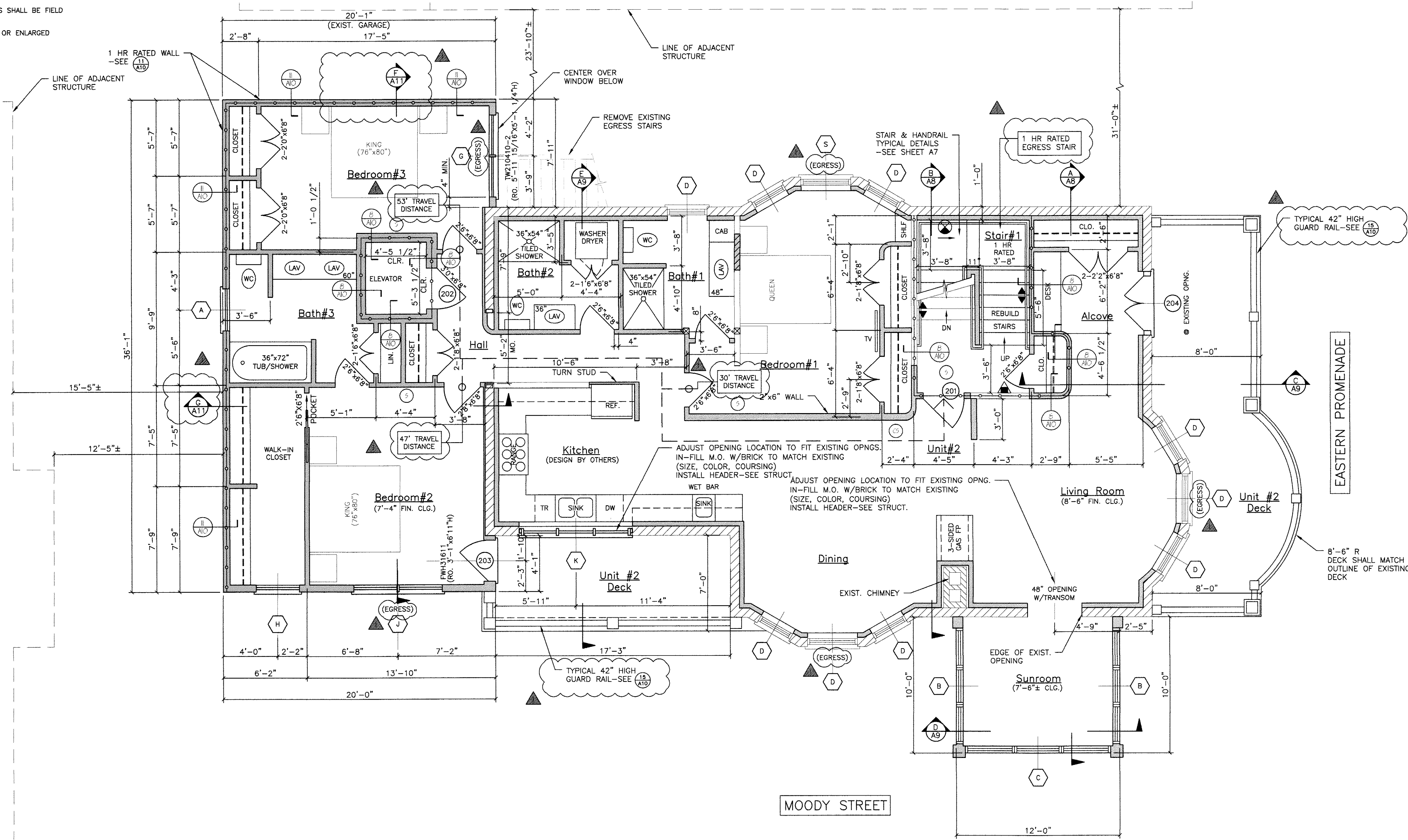
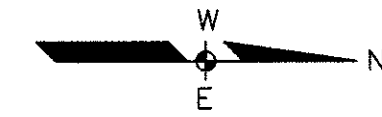


NOTE:

- ALL DIMENSIONS ARE REFERENCE ONLY. ALL DIMENSIONS SHALL BE FIELD VERIFIED BEFORE CONSTRUCTION BEGINS.
- SEE STRUCTURAL DRAWINGS FOR HEADERS AT ALL NEW OR ENLARGED MASONRY OPENINGS.



UNIT #2/SECOND FLOOR PLAN
SCALE: 1/4" = 1'-0"



LEGEND	
SYMBOL	DESCRIPTION
	NEW WALL
	NEW WALL/EXISTING WALL W/INFILL
	EXISTING WALL
	THIN LINEWEIGHT DENOTES EXISTING CONDITIONS
	HEAVY LINEWEIGHT DENOTES NEW CONDITIONS
	DEMOLISHED STRUCTURE
	EXISTING MASONRY WALL


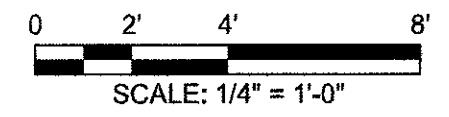
NFPA LEGEND	
	EXIT LIGHT W/ DIRECTION ARROW
	FIRE EXTINGUISHER
	EMERGENCY LIGHT
	SMOKE DETECTOR W/ SOUNDER BASE & STROBE (INTERCONNECTED)
	COMBINATION CARBON MONOXIDE / SMOKE DETECTOR W/ SOUNDER BASE & STROBE (INTERCONNECTED)
	HEAT DETECTOR
	1 HR FIRE RATED PARTITION

LIFE SAFETY NOTES

- THE BUILDING SHALL HAVE AN NFPA (R) FIRE SUPPRESSION SPRINKLER SYSTEM INSTALLED IN ACCORDANCE WITH NFPA (R) LIFE SAFETY CODE, 2009 INTERNATIONAL BUILDING CODE. SPRINKLER SYSTEM SHALL BE INSTALLED BY A CERTIFIED SPRINKLER CONTRACTOR AND SHALL BE REVIEWED AND APPROVED BY THE STATE OF MAINE FIRE MARSHAL AS WELL AS THE LOCAL AUTHORITY HAVING JURISDICTION. THE CONTRACTOR SHALL BEAR SOLE RESPONSIBILITY FOR THE DESIGN AND INSTALLATION OF THE SYSTEM FOR OCCUPANCY.
- ALL ALARMS AND DETECTORS SHALL BE INTERCONNECTED WITHIN EACH LIVING UNIT.
- REFER TO THE WINDOW SCHEDULE FOR EGRESS WINDOWS.

GENERAL NOTES

- ALL HORIZONTAL UNIT SEPARATIONS (FLOOR/CEILING/ROOF) ASSEMBLIES SHALL BE 1 HR. FIRE RATED/STC 90.
-SEE (1) (A) & (10) (A) & (15) (A)
- ALL VERTICAL UNIT SEPARATIONS (BATH WALLS) SHALL BE 1 HR. FIRE RATED/STC 90.
-SEE (7) (A)
- ALL STAIR ENCLOSURES SHALL BE 1 HR. FIRE RATED.
-SEE (1) (A) & (9) (A)
- ELEVATOR SHAFT ENCLOSURE SHALL BE 2 HR. FIRE RATED.
-SEE (8) (A)
- SEE SHEET A10 FOR STAIR DETAILS
- REMOVE EXISTING DECKS & FIRE ESCAPES IN THEIR ENTIRETY.



Michael F. Hays
REV/NOV
12.29.2015

PROJECT NAME
3 UNIT APARTMENT BUILDING
162 EASTERN PROMENADE
162 EASTERN PROMENADE L.L.C.
162 EASTERN PROMENADE
PORTLAND, MAINE 04101

SHEET
UNIT #2
SECOND FLOOR PLAN
DATE: 19 OCT 2015
SCALE: 1/4" = 1'-0"
DRAWN: JAM/MFH
JOB NO: 150815
SHEET
A6
COPYRIGHT REPRODUCTION OR REVUE OF THIS DOCUMENT WITHOUT WRITTEN PERMISSION FROM GRANT HAYS ASSOCIATES IS PROHIBITED.