

Quotation

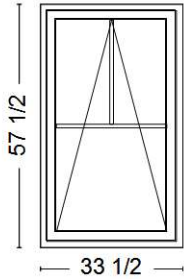
Customer:

Ship to:

Order Date: Not ordered
 Last Revision: 6/14/2016
 Creation Date: 5/31/2016
 C.S.: Kate Clement
 P.O. no:
 Date requested: 1/1/0001
 Quotation no: 222706
 Job: Yankee Restoration -
 Brokish

Phone: Fax:

Item	Description	Qty	Unit Price	Total Price
100-1	R.O.: 34 1/2" W X 58" H Ext. Cas.: 41 1/4" W X 61 9/16" H	4		




PK : 382
 33 1/2" L X 57 1/2" H

- PRODUCT = COMPLET UNIT, Special WA11 - Wood Awning - 33 1/2" W X 57 1/2" H (- Vent
- FRAME = Frame 4 9/16" natural, Wood Pine : , Ext.: First coat, Int.: Unfinished
- SASH = 1 3/4 Sash, Other option for sash interior : Glass stop std (colonial), Bottom rail : Narrow bottom rail, Wood Pine, Sash model : Standard sash, Ext.: Ext. alum. standard Color Rainware white,#430 , Int.: Unfinished
- GLASS = Insulated (double), Low-e 272/argon (South region), Spacer: Technoform, Color spacer: Bronze
- GRILLES = Type: Partial grills top #A03 ,2 different grill types, SDL 7/8" Int: Standard, same color as sash, With spacer: Bronze spacer, Visible glass : 20" (508mm) ,Grille Type 1 Horizontal Bar : TDL 1 3/4"
- SCREEN = Screen, White (std), Screen Mesh Type: Invisible (std)
- HARDWARE = Retractable handle White (std)
- OTHER OPTIONS = Nat. f/casing 4 1/2" pine (D-117), Pine Nat. sill ext w/o horns (BB-019) std, Wood species for sill extension : Pine

Viewed from the outside

Location	CPD code	UImp	UMet	SHGC	VT	R	CR	Zone	ER
M1W1	LEP-M-15-00057-00001	0.29	1.65	0.24	0.4	3.44	58	NC.SC.S	18

200-1	R.O.: 72 1/2" W X 58" H Ext. Cas.: 79 1/4" W X 62 7/16" H	1		
-------	---	---	--	--



PK : 382
 71 1/2" L X 57 1/2" H

- PRODUCT = COMPLET UNIT, Special WP11 - Wood Casement/Awning Transoms or Pictures
- 71 1/2" W X 57 1/2" H (- With sash - Narrow bottom rail
- FRAME = Frame 4 9/16" natural, Wood Pine : , Ext.: First coat, Int.: Unfinished, Slope sill
- SASH = Other option for sash interior : Glass stop std (colonial) 1 3/4 sash, Wood Pine, Sash model : Standard sash, Ext.: Ext. alum. standard Color Rainware white,#430 , Int.: Unfinished
- GLASS = Insulated (double), Low-e 272/argon (South region), Spacer: Technoform, Color spacer: Bronze
- OTHER OPTIONS = Nat. f/casing 4 1/2" pine (D-117), Pine Hist. sill ext(1 3/4x2 1/4)w/o horns (BB-025), Wood species for sill extension : Pine

Viewed from the outside

Location	CPD code	UImp	UMet	SHGC	VT	R	CR	Zone	ER
M1W1	LEP-M-32-00044-00001	0.27	1.52	0.31	0.54	3.74	60	1_N.NC	24

Customer:

Ship to:

C.S.:

Kate Clement

P.O. no:

Date requested: 1/1/0001

Quotation no: 222706

Job:

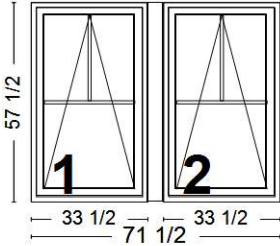
Yankee Restoration -
Brokish

Phone:

Fax:

300-1 PK : 382
71 1/2" L X 57 1/2" H

R.O.: 72 1/2" W X 58" H Ext. Cas.: 79 1/4" W X 61 9/16" H 1



ASSEMBLY OF 2 MODULES 71 1/2" W X 57 1/2" H (

Vertical Assembly : Stud Pocket Custom: 4.5

Frame 4 9/16" natural, Wood Pine : , Ext.: First coat, Int.: Unfinished

Nat. f/casing 4 1/2" pine (D-117), Pine Nat. sill ext w/o horns (BB-019) std, Wood species for sill extension : Pine

- MODULE : 1 = COMPLET UNIT, Special WA11 - Wood Awning - 33 1/2" W X 57 1/2" H (- Vent
 - SASH = 1 3/4 Sash, Other option for sash interior : Glass stop std (colonial), Bottom rail : Narrow bottom rail, Wood Pine, Sash model : Standard sash, Ext.: Ext. alum. standard Color Rainware white,#430 , Int.: Unfinished
 - GLASS = Insulated (double), Low-e 272/argon (South region), Spacer: Technoform, Color spacer: Bronze
 - GRILLES = Type: Partial grills top #A03 ,2 different grill types, SDL 7/8" Int: Standard, same color as sash, With spacer: Bronze spacer, Visible glass : 20" (508mm) ,Grille Type 1 Horizontal Bar : TDL 1 3/4"
 - SCREEN = Screen, White (std), Screen Mesh Type: Invisible (std)
 - HARDWARE = Retractable handle White (std)

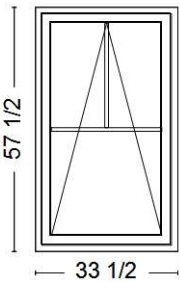
- MODULE : 2 = COMPLET UNIT, Special WA11 - Wood Awning - 33 1/2" W X 57 1/2" H (- Vent
 - SASH = 1 3/4 Sash, Other option for sash interior : Glass stop std (colonial), Bottom rail : Narrow bottom rail, Wood Pine, Sash model : Standard sash, Ext.: Ext. alum. standard Color Rainware white,#430 , Int.: Unfinished
 - GLASS = Insulated (double), Low-e 272/argon (South region), Spacer: Technoform, Color spacer: Bronze
 - GRILLES = Type: Partial grills top #A03 ,2 different grill types, SDL 7/8" Int: Standard, same color as sash, With spacer: Bronze spacer, Visible glass : 20" (508mm) ,Grille Type 1 Horizontal Bar : TDL 1 3/4"
 - SCREEN = Screen, White (std), Screen Mesh Type: Invisible (std)
 - HARDWARE = Retractable handle White (std)

Viewed from the outside

Location	CPD code	UImp	UMet	SHGC	VT	R	CR	Zone	ER
M1W1	LEP-M-15-00057-00001	0.29	1.65	0.24	0.4	3.44	58	NC.SC.S	18
M2W1	LEP-M-15-00057-00001	0.29	1.65	0.24	0.4	3.44	58	NC.SC.S	18

400-1 PK : 382
33 1/2" L X 57 1/2" H

R.O.: 34 1/2" W X 58" H Ext. Cas.: 41 1/4" W X 61 9/16" H 1



- PRODUCT = COMPLET UNIT, Special WA11 - Wood Awning - 33 1/2" W X 57 1/2" H (- Vent
 - FRAME = Frame 4 9/16" natural, Wood Pine : , Ext.: First coat, Int.: Unfinished
 - SASH = 1 3/4 Sash, Other option for sash interior : Glass stop std (colonial), Bottom rail : Narrow bottom rail, Wood Pine, Sash model : Standard sash, Ext.: Ext. alum. standard Color Rainware white,#430 , Int.: Unfinished
 - GLASS = Insulated (double), Low-e 272/argon (South region), Spacer: Technoform, Color spacer: Bronze
 - GRILLES = Type: Partial grills top #A03 ,2 different grill types, SDL 7/8" Int: Standard, same color as sash, With spacer: Bronze spacer, Visible glass : 20" (508mm) ,Grille Type 1 Horizontal Bar : TDL 1 3/4"
 - SCREEN = Screen, White (std), Screen Mesh Type: Invisible (std)
 - HARDWARE = Retractable handle White (std)
 - OTHER OPTIONS = Nat. f/casing 4 1/2" pine (D-117), Pine Nat. sill ext w/o horns (BB-019) std, Wood species for sill extension : Pine

Viewed from the outside

Customer:

Ship to:

C.S.:

Kate Clement

P.O. no:

Date requested: 1/1/0001

Quotation no: 222706

Job: Yankee Restoration - Brokish

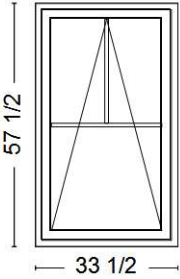
Phone:

Fax:

Location	CPD code	UImp	UMet	SHGC	VT	R	CR	Zone	ER
M1W1	LEP-M-15-00057-00001	0.29	1.65	0.24	0.4	3.44	58	NC.SC.S	18

500-1 PK : 382
33 1/2" L X 57 1/2" H

R.O.: 34 1/2" W X 58" H Ext. Cas.: 41 1/4" W X 61 9/16" H 2



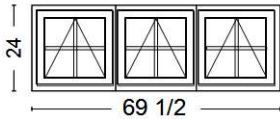
- PRODUCT = COMPLET UNIT, Special WA11 - Wood Awning - 33 1/2" W X 57 1/2" H (- Vent
- FRAME = Frame 4 9/16" natural, Wood Pine : , Ext.: First coat, Int.: Unfinished
- SASH = 1 3/4 Sash, Other option for sash interior : Glass stop std (colonial), Bottom rail : Narrow bottom rail, Wood Pine, Sash model : Standard sash, Ext.: Ext. alum. standard Color Rainware white,#430 , Int.: Unfinished
- GLASS = Insulated (double), Low-e 272/argon (South region), Spacer: Technoform, Color spacer: Bronze
- GRILLES = Type: Partial grills top #A03 ,2 different grill types, SDL 7/8" Int: Standard, same color as sash, With spacer: Bronze spacer, Visible glass : 20" (508mm) ,Grille Type 1 Horizontal Bar : TDL 1 3/4"
- SCREEN = Screen, White (std), Screen Mesh Type: Invisible (std)
- HARDWARE = Retractable handle White (std)
- OTHER OPTIONS = Nat. f/casing 4 1/2" pine (D-117), Pine Nat. sill ext w/o horns (BB-019) std, Wood species for sill extension : Pine

Viewed from the outside

Location	CPD code	UImp	UMet	SHGC	VT	R	CR	Zone	ER
M1W1	LEP-M-15-00057-00001	0.29	1.65	0.24	0.4	3.44	58	NC.SC.S	18

600-1 PK : 382
69 1/2" L X 24" H

R.O.: 70 1/2" W X 24 1/2" H Ext. Cas.: 77 1/4" W X 28 15/16" H 1



- PRODUCT = COMPLET UNIT, 1818WA31 - Wood Awning - 69 1/2" W X 24" H (- Vent / Vent / Vent
- FRAME = Frame 4 9/16" natural, Wood Pine : , Ext.: First coat, Int.: Unfinished
- SASH = 1 3/4 Sash, Other option for sash interior : Glass stop std (colonial), Bottom rail : Narrow bottom rail, Wood Pine, Sash model : Standard sash, Ext.: Ext. alum. standard Color Rainware white,#430 , Int.: Unfinished
- GLASS = Insulated (double), Low-e 272/argon (South region), Spacer: Technoform, Color spacer: Bronze
- GRILLES = SDL 7/8" Int: Standard, same color as sash, With spacer: Bronze spacer, Grille pattern: Colonial
- SCREEN = Screen, White (std), Screen Mesh Type: Invisible (std)
- HARDWARE = Retractable handle White (std)
- OTHER OPTIONS = Nat. f/casing 4 1/2" pine (D-117), Pine Hist. sill ext(1 3/4x2 1/4)w/o horns (BB-025), Wood species for sill extension : Pine

Viewed from the outside

Location	CPD code	UImp	UMet	SHGC	VT	R	CR	Zone	ER
M1W1	LEP-M-15-00057-00001	0.29	1.65	0.24	0.4	3.44	58	NC.SC.S	18
M1W2	LEP-M-15-00057-00001	0.29	1.65	0.24	0.4	3.44	58	NC.SC.S	18
M1W3	LEP-M-15-00057-00001	0.29	1.65	0.24	0.4	3.44	58	NC.SC.S	18

Customer:

Ship to:

C.S.:

Kate Clement

P.O. no:

Date requested: 1/1/0001

Quotation no: 222706

Job:

Yankee Restoration - Brokish

Phone:

Fax:

700-1

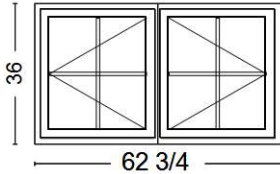
PK : 382

R.O.: 63 3/4" W X 36 1/2" H

Ext. Cas.: 70 1/2" W X 40 15/16" H

1

62 3/4" L X 36" H



- PRODUCT = COMPLET UNIT, 2630WC21 - Wood Casement - 62 3/4" W X 36" H (- Left / Right
- FRAME = Frame 4 9/16" natural, Wood Pine : , Ext.: First coat, Int.: Unfinished
- SASH = 1 3/4 Sash, Other option for sash interior : Glass stop std (colonial), Bottom rail : Narrow bottom rail, Wood Pine, Sash model : Standard sash, Ext.: Ext. alum. standard Color Rainware white,#430 , Int.: Unfinished
- GLASS = Insulated (double), Low-e 272/argon (South region), Spacer: Technoform, Color spacer: Bronze
- GRILLES = SDL 7/8" Int: Standard, same color as sash, With spacer: Bronze spacer, Grille pattern: Colonial
- SCREEN = Screen, White (std), Screen Mesh Type: Invisible (std)
- HARDWARE = Retractable handle White (std)
- OTHER OPTIONS = Nat. f/casing 4 1/2" pine (D-117), Pine Hist. sill ext(1 3/4x2 1/4)"w/o horns (BB-025), Wood species for sill extension : Pine

Viewed from the outside

Location	CPD code	UImp	UMet	SHGC	VT	R	CR	Zone	ER
M1W1	LEP-M-14-00057-00001	0.29	1.67	0.24	0.4	3.4	61	NC.SC.S	17
M1W2	LEP-M-14-00057-00001	0.29	1.67	0.24	0.4	3.4	61	NC.SC.S	17

Do not hesitate to contact us should you require any additional information

Total Item Quantity : 11

Quote valid for : 30 days

Customer signature : _____ Date: ___ / ___ / _____