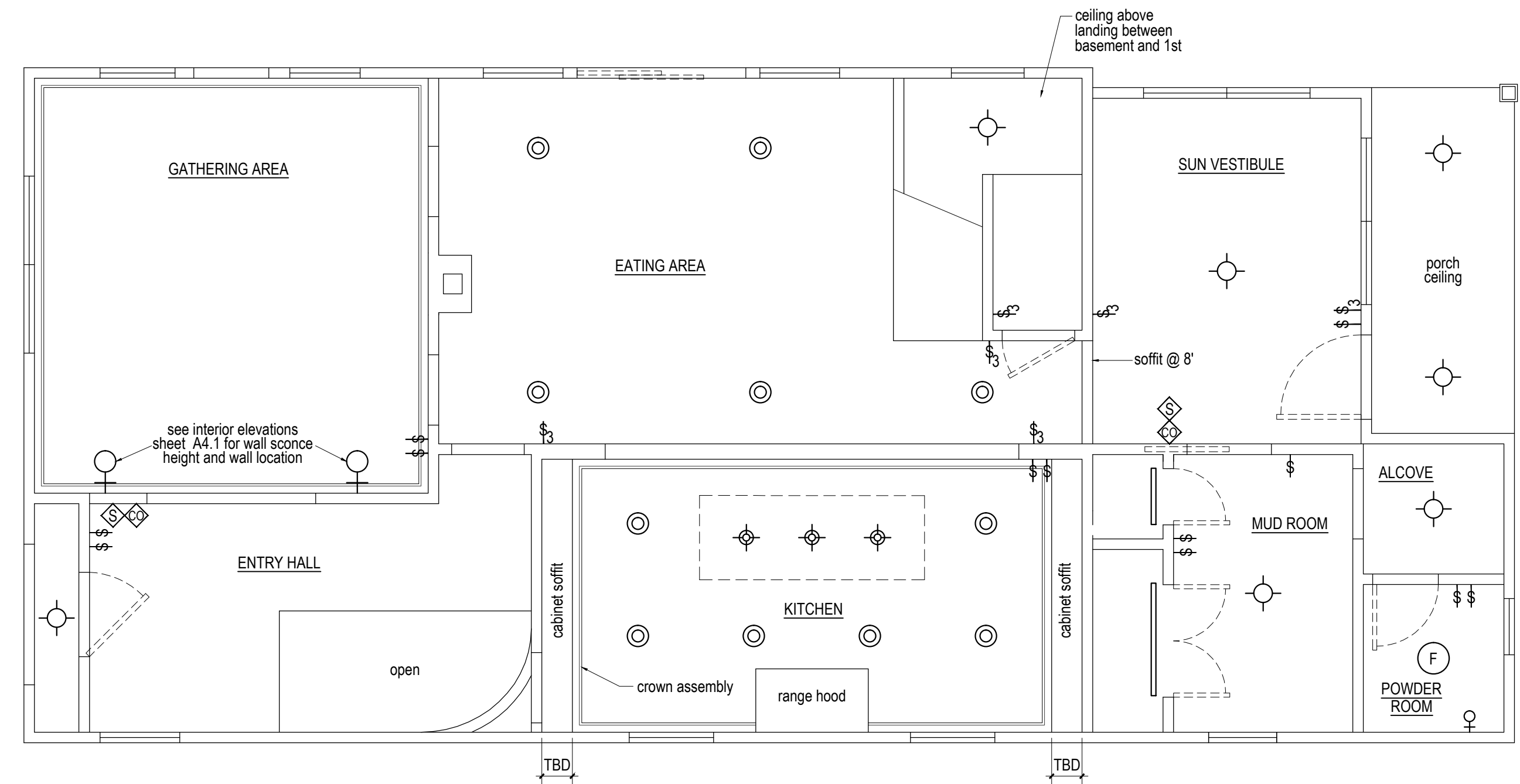
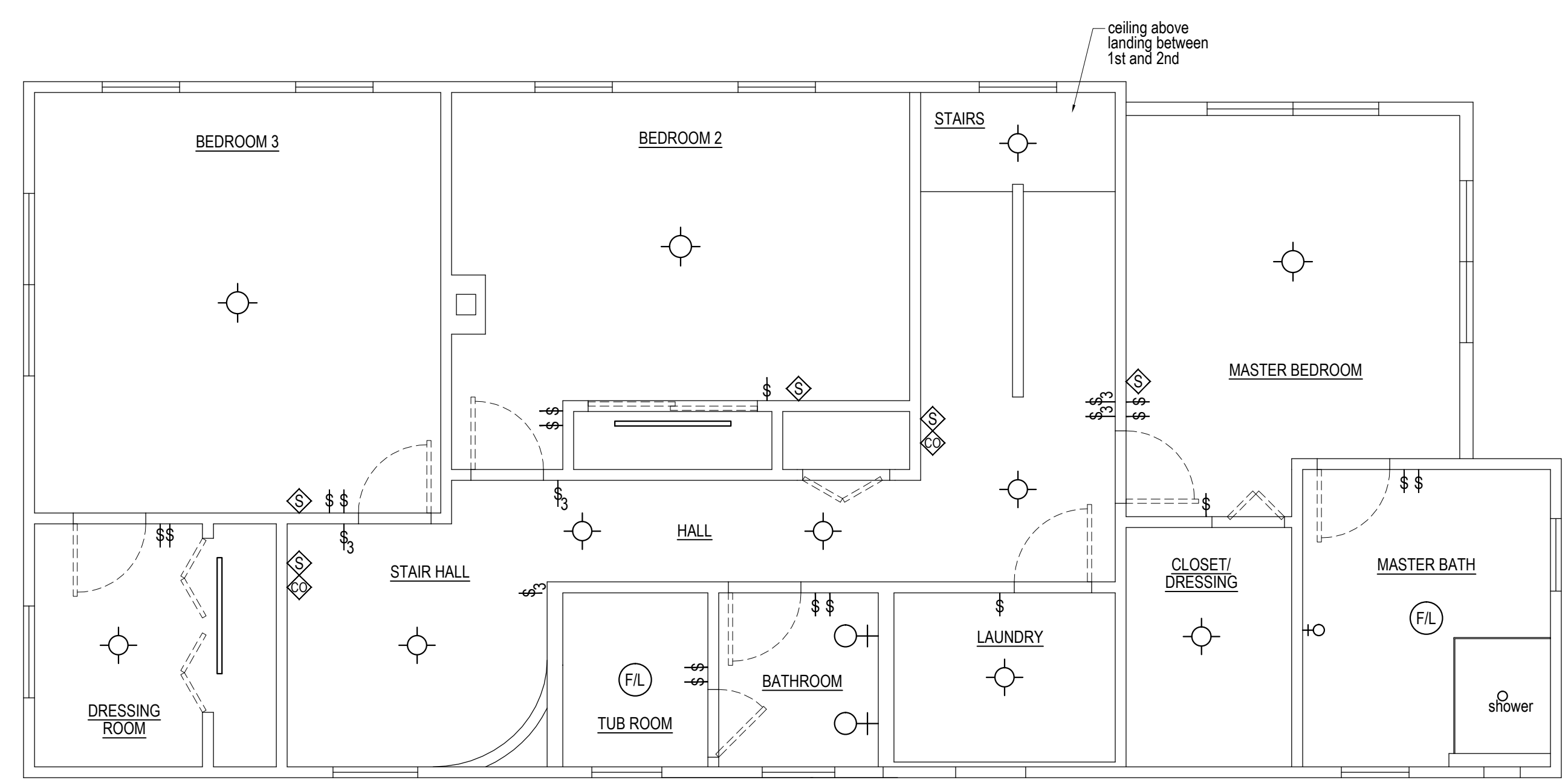


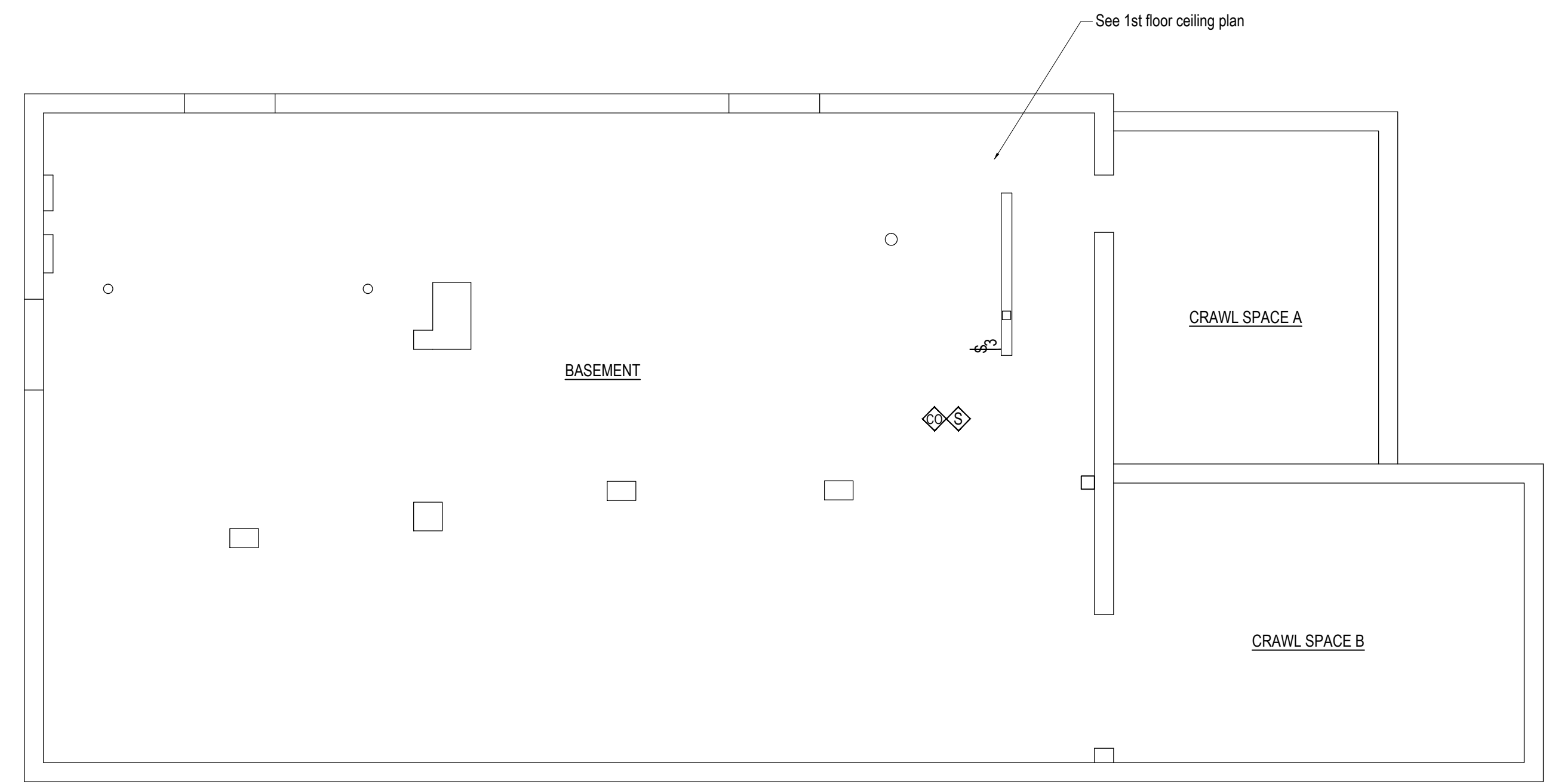
3rd floor ceiling plan
1/4" = 1'-0"



1st floor ceiling plan
1/4" = 1'-0"



2nd floor ceiling plan
1/4" = 1'-0"



Basement ceiling plan
1/4" = 1'-0"

SMOKE AND CARBON MONOXIDE ALARMS:

Location
Smoke alarms shall be located within each sleeping room, immediately outside of each sleeping room, and on each level of the dwelling.

CO alarms shall be located immediately outside of each sleeping room and on each level of the dwelling.

Proper Installation

Smoke alarms shall be located as follows:
1. on an interior wall within 12 inches of the ceiling or;
2. on a ceiling at least 4 inches from a wall and;
3. on a sloped or peaked ceiling within 36 inches of the high point.

Smoke alarms shall not be located as follows:
1. on an exterior wall or;
2. beneath a poorly insulated ceiling underneath an unfinished attic;
3. within ten (10) feet horizontally from a cooking appliance;
4. Within 36 inches horizontally of the tip of any ceiling fan, an air register, or bathroom door;
5. In any location that is not maintained above 40° F at all times.

CO alarms shall be installed in accordance with manufacturer's instructions. Combination CO and smoke alarms shall not be located where smoke alarms are not permitted above.

- ⊠ photo electric smoke alarm
- ⊠⊠ photo electric smoke alarm and carbon monoxide alarm
- ⊠ carbon monoxide alarm

Alarms shall be hardwired with battery backup. Contractor shall verify final alarm locations with owner

Note: All room lights shall be provided with dimmers

- ⊠ recessed can (square or round)
- ⊠ directional recessed can (square or round)
- ⊙ surface mounted fixture
- ⊙ pendant mounted fixture
- ⊠(F/L) bathroom fan/light
- ⊠(F) bathroom fan only
- closet linear fixture
- ⊕ wall sconce
- ⊙sh recessed shower fixture