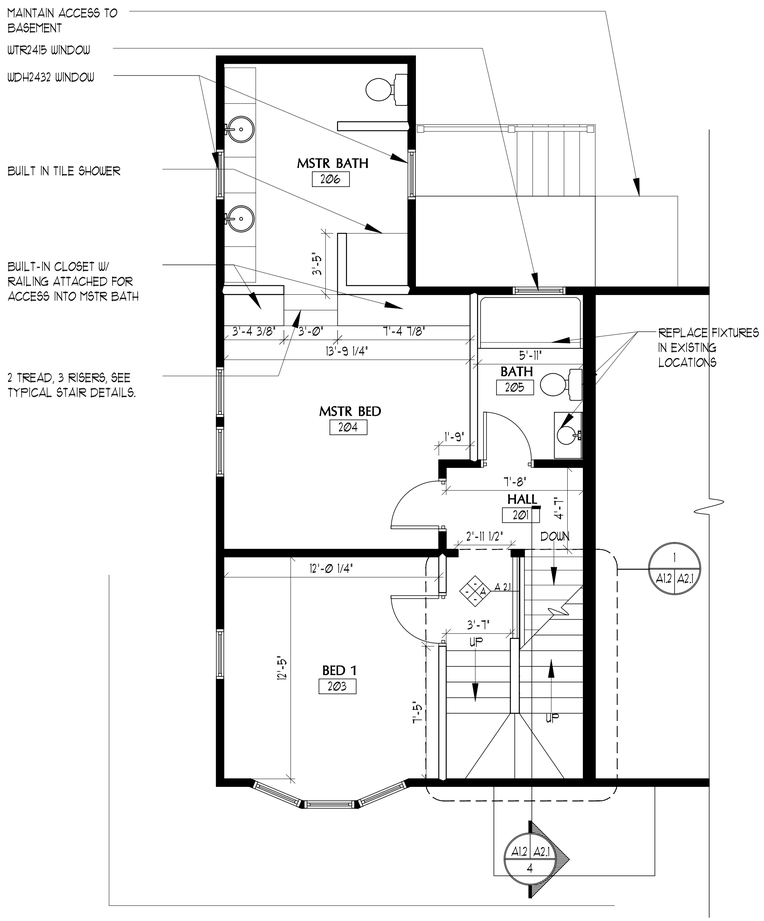

2 2ND FLOOR PLAN

0 1/4" = 1'-0" SCALE: 1/4" = 1'-0"

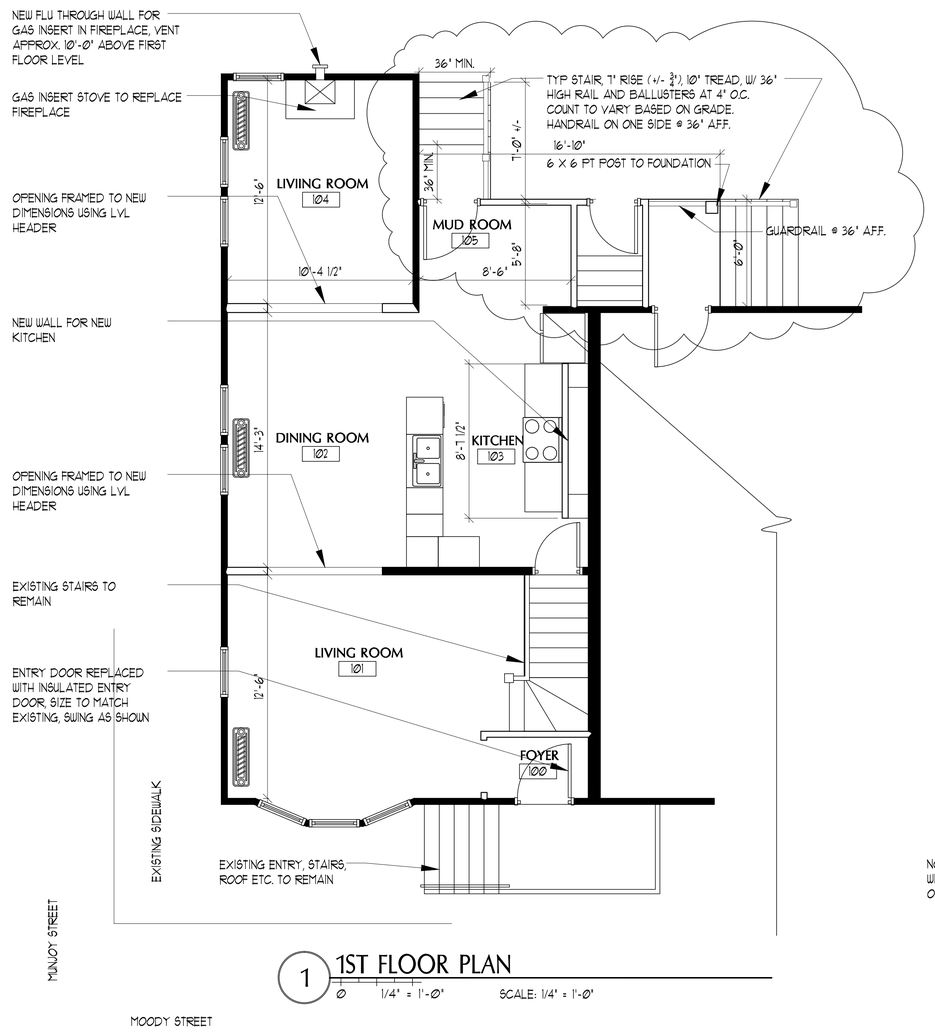

1 1ST FLOOR PLAN

0 1/4" = 1'-0" SCALE: 1/4" = 1'-0"

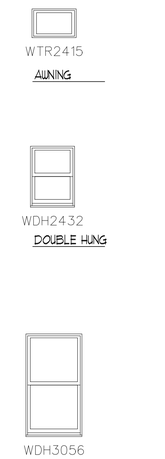

NOTE: ALL WINDOWS WILL BE REPLACED WITH MATCHING SIZED WINDOWS UNLESS OTHERWISE NOTED

IF THIS SHEET IS NOT 24 X 36 IT IS A REDUCED SCALE PRINT – SCALE ACCORDINGLY

CHARETTE DESIGN
ARCHITECTURE • SUSTAINABILITY

41 YORK STREET
PORTLAND, MAINE 04101
207.831.7757
CHARETTE-DESIGN.COM

LICENSED ARCHITECT
JOHN C. CHARETTE
NO. 2956
STATE OF MAINE

LEBLANC RESIDENCE

59 MOODY STREET
PORTLAND, MAINE

#	DATE	DESCRIPTION
1	10.11.13	REAR ENTRY REV

REVISIONS

Date Issued 09.09.13
Project Number 13202
Drawing Scale AS NOTED

SHEET NAME
PROPOSED FLOOR PLANS

Drawn By KJS
Checked By JCC

A1.2

COPYRIGHT: Reuse or reproduction of the contents of this document is not permitted without written permission of CHARETTE DESIGN, LLC