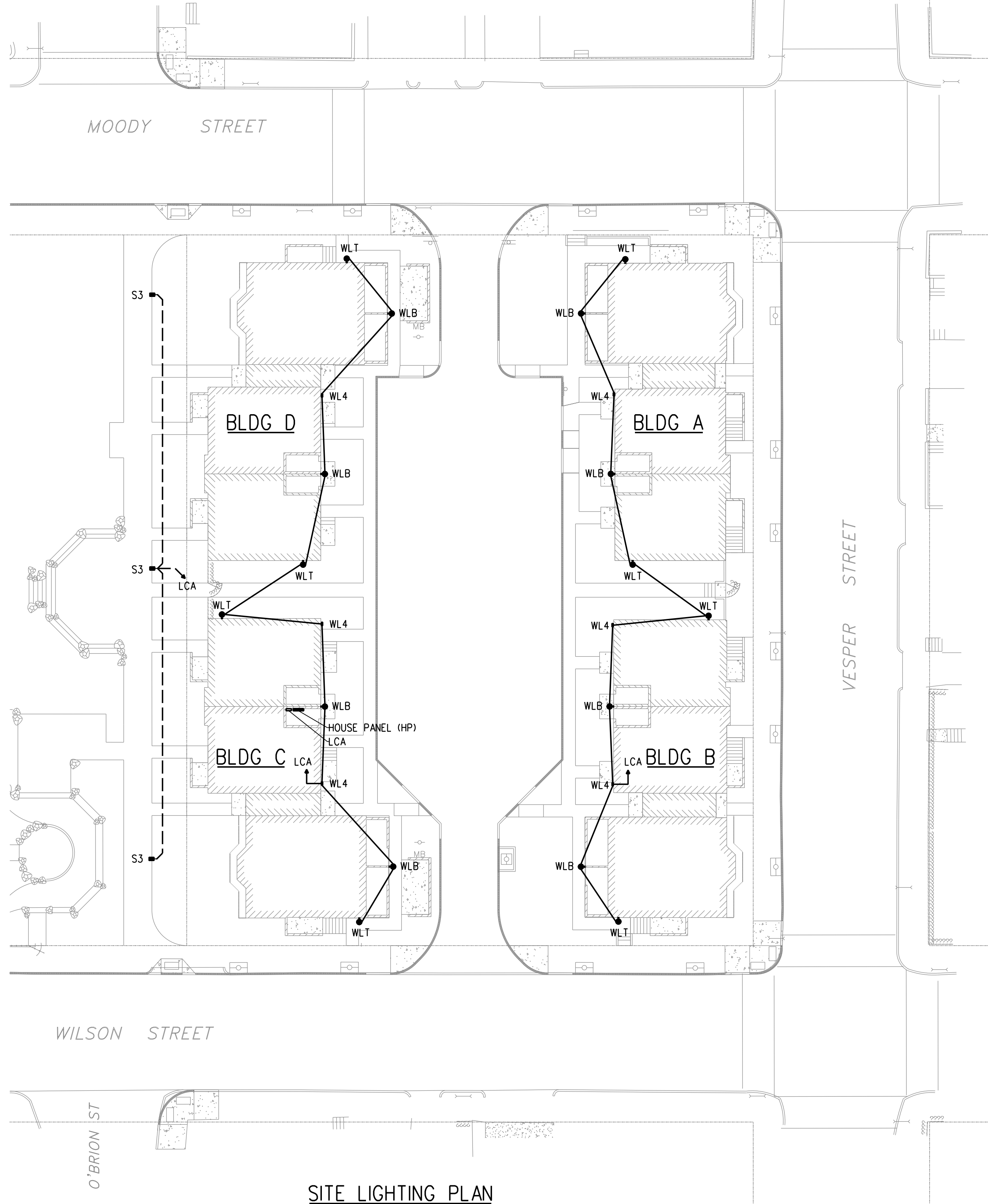
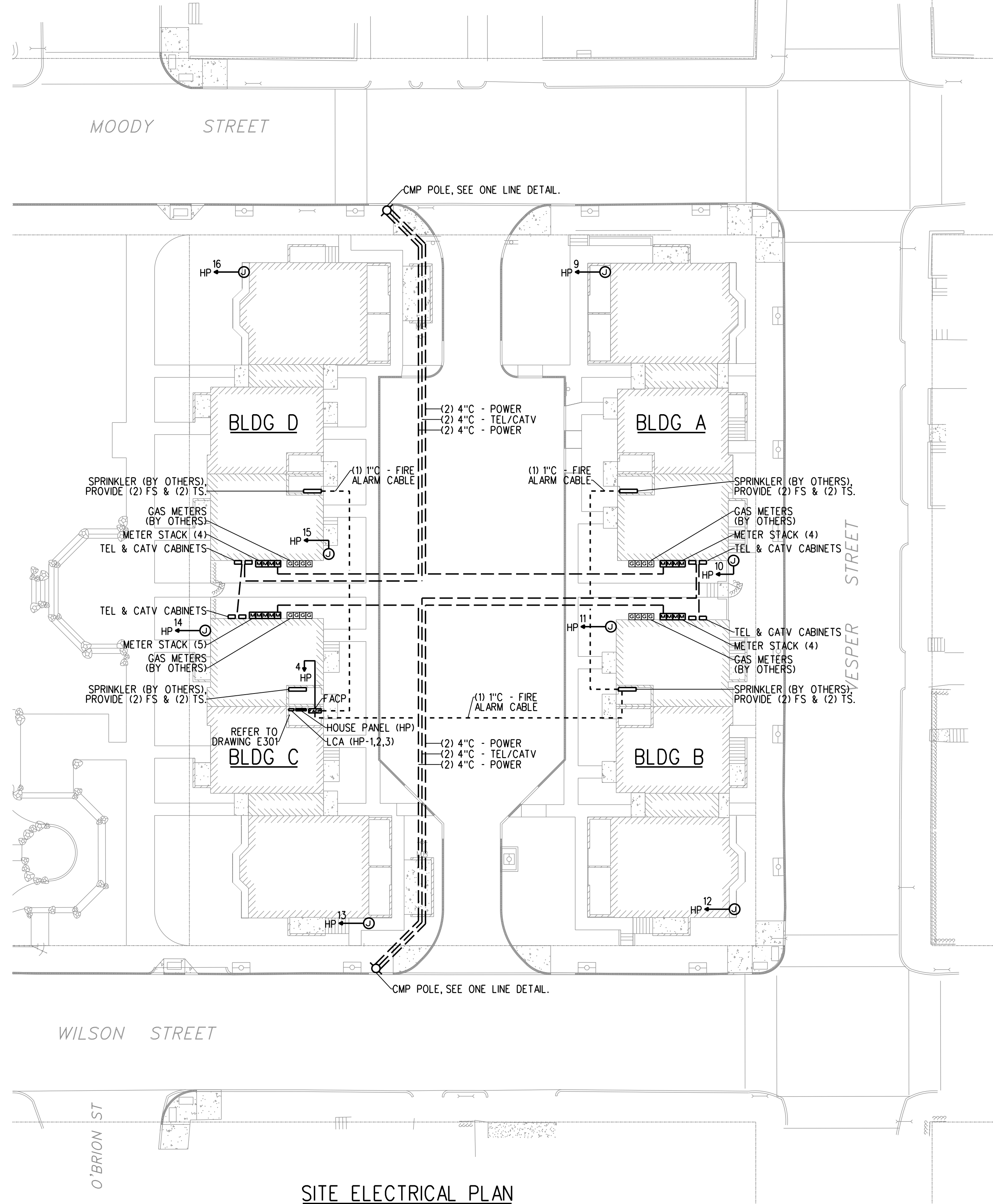


Luminaire Schedule								
Symbol	Label	Qty	Description	Arrangement	Lum. Lumens	Total Watts	Mtg Ht	Manufacturer
■	S3	3	WP9S3/LED-5100K(120v)	SINGLE	3968	219 (73W ea)	12ft	Kim Lighting
■	WL4	6	WD14D4/LED-5100K(120v)	SINGLE	3466	438 (73W ea)	16ft *	Kim Lighting
●	WLT	8	1660SK-LED(Titanium)	SINGLE	-	40 (5W ea)	16ft *	Hinckley Lighting
●	WLB	8	1660SK-LED(Satin Black)	SINGLE	-	24 (3W ea)	6ft *	Hinckley Lighting

*Verify mounting heights, colors and finishes with Architect.



SITE LIGHTING PLAN
SCALE - 1" = 20'-0"




SITE ELECTRICAL PLAN
SCALE - 1" = 20'-0"




49 DARTMOUTH STREET
PORTLAND, MAINE 04101
207-775-1059
www.pdtarch.com

COPYRIGHT 2011
PDT Architects
Reuse or reproduction of the
contents of this document is not
permitted without written
permission of PDT Architects.



ADAMS SCHOOL REDEVELOPMENT
Portland, ME

MECHANICAL • ELECTRICAL
(207) 865-9475



JOB NO.
08-056

DRWN. CHK
SMR WSBJR

SCALE:
AS NOTED

ISSUE
5 MARCH 2012

TITLE
Electrical Site
Plans

SHEET
E101