



$$\frac{1''}{4} = 1'4''$$

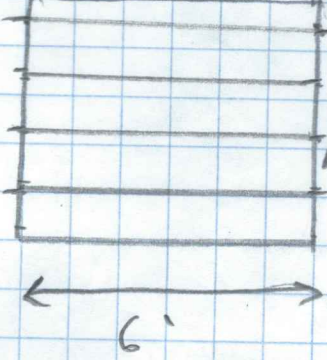
4 pitch Hip Roof
Architectural Shingles



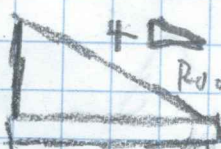
4x4" P.T. Post




7" Rise
11" Run



4" 12" Slateloc



4x4" P.T.



2x4" Railing
36" Tall

2x12" Stairs Stringer

2x8" Ledger
6" Ledger Leds
Galvanized



4x4" Post P.T.

2x8" Joist P.T.
16" OC 2x8 Hangers

12" Slateloc
4" Deep

