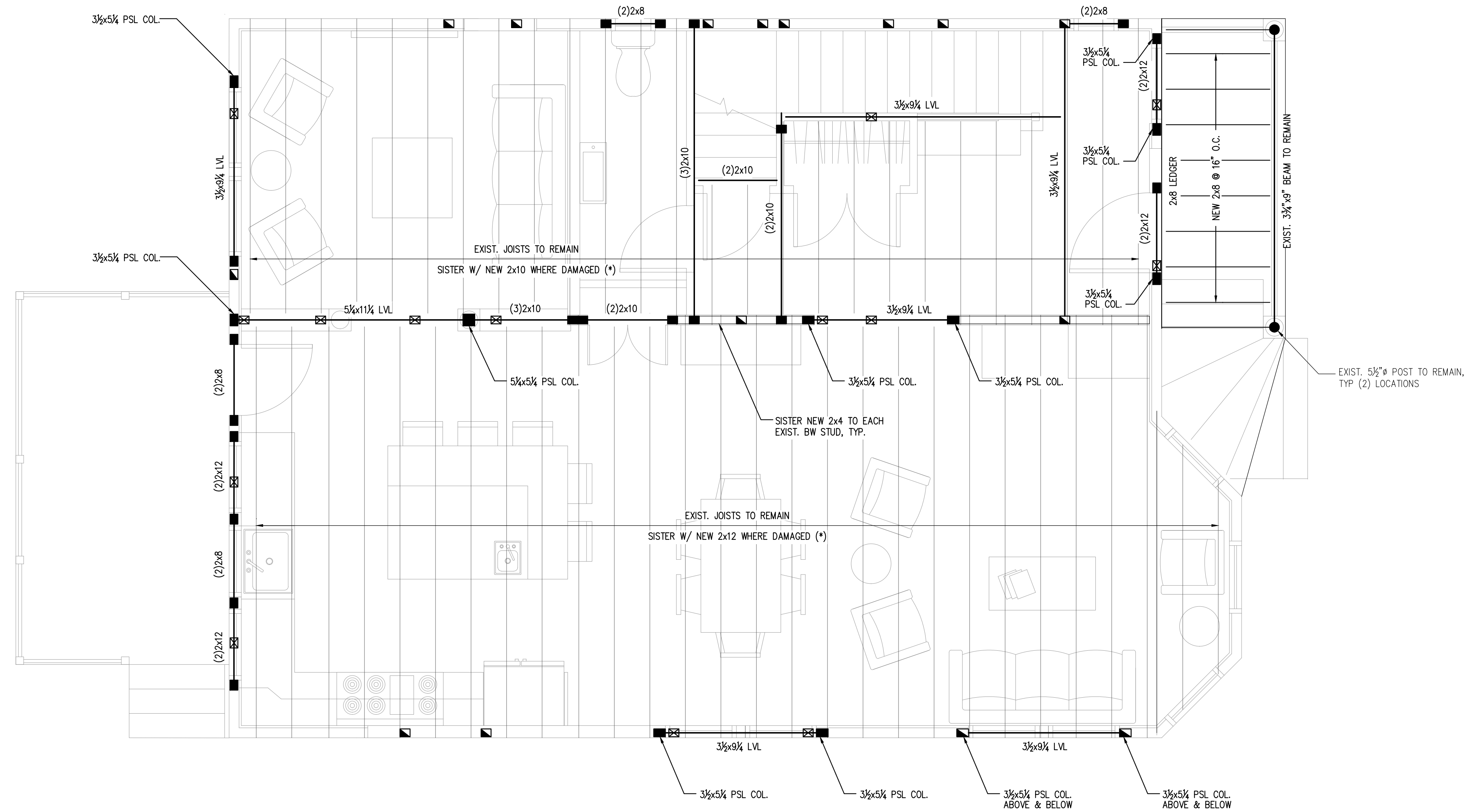


PLAN
NORTH




- NOTES:**
1. PROVIDE SIMPSON HANGERS AT ALL JOIST ENDS, TYP.
 2. NEW WINDOW HEADERS SHALL BE (2)2x8's, U.N.O. SEE DETAIL 3/S3.0. CONTRACTOR TO VERIFY INTEGRITY OF EXISTING WINDOW HEADERS AND NOTIFY ENGINEER OF ANY CONCERNS.
 3. PROVIDE (3)2x4 COLUMNS, U.N.O.
 4. ALL EXTERIOR WALLS AND BEARING WALLS SHALL BE SHEATHED ON MIN. ONE SIDE WITH 1/2" APA RATED SHEATHING. NAIL EXTERIOR SHEATHING PANEL EDGES @ 4" o.c. BLOCK AND STAGGER ALL PANEL EDGES. SPACE NAILS AT 12" o.c. AT INTERMEDIATE PANEL EDGES.
 5. (*) CONTRACTOR TO VERIFY CONDITION OF EXISTING FLOOR JOIST AND NOTIFY ENGINEER OF ANY STRUCTURAL CONCERNS. SISTER EXISTING DAMAGED JOISTS WITH NEW MEMBERS AS NOTED ON PLANS. SISTERED MEMBERS SHALL BE CONTINUOUS BETWEEN SUPPORTS.

PLAN LEGEND

- BEARING WALL
- SHEAR WALL
- BEAM
- HSS COLUMN
- COLUMN FROM ABOVE
- COLUMN BELOW
- COLUMN ABOVE AND BELOW
- HOLD-DOWN

SECOND FLOOR FRAMING PLAN


SCALE: 1/4"=1'-0"



424 Fore Street
Portland, ME 04101
Phone 207.842.2800
Fax 207.842.2828
www.cascobayengineering.com

CLIENT:
DAVID MATERO
ARCHITECTURE

100 FRONT STREET, SUITE 40
BATH, MAINE 04530



MCMAMM CONDO
26 MOODY STREET, PORTLAND MAINE
RESIDENTIAL RENNOVATION

No.	DESCRIPTION	DR	CHKD	DATE	ISSUED	
					BY	DATE
A	ISSUE FOR REVIEW	SD	SD	7-31-17		
B	FOR PERMIT ONLY	SD	TD	8-1-17		

SHEET TITLE:

**SECOND FLOOR
FRAMING PLAN**

DESIGNED: SD
DRAWN: SD
DATE: 7-31-2017
PROJECT NUMBER: 17-090

S1.2