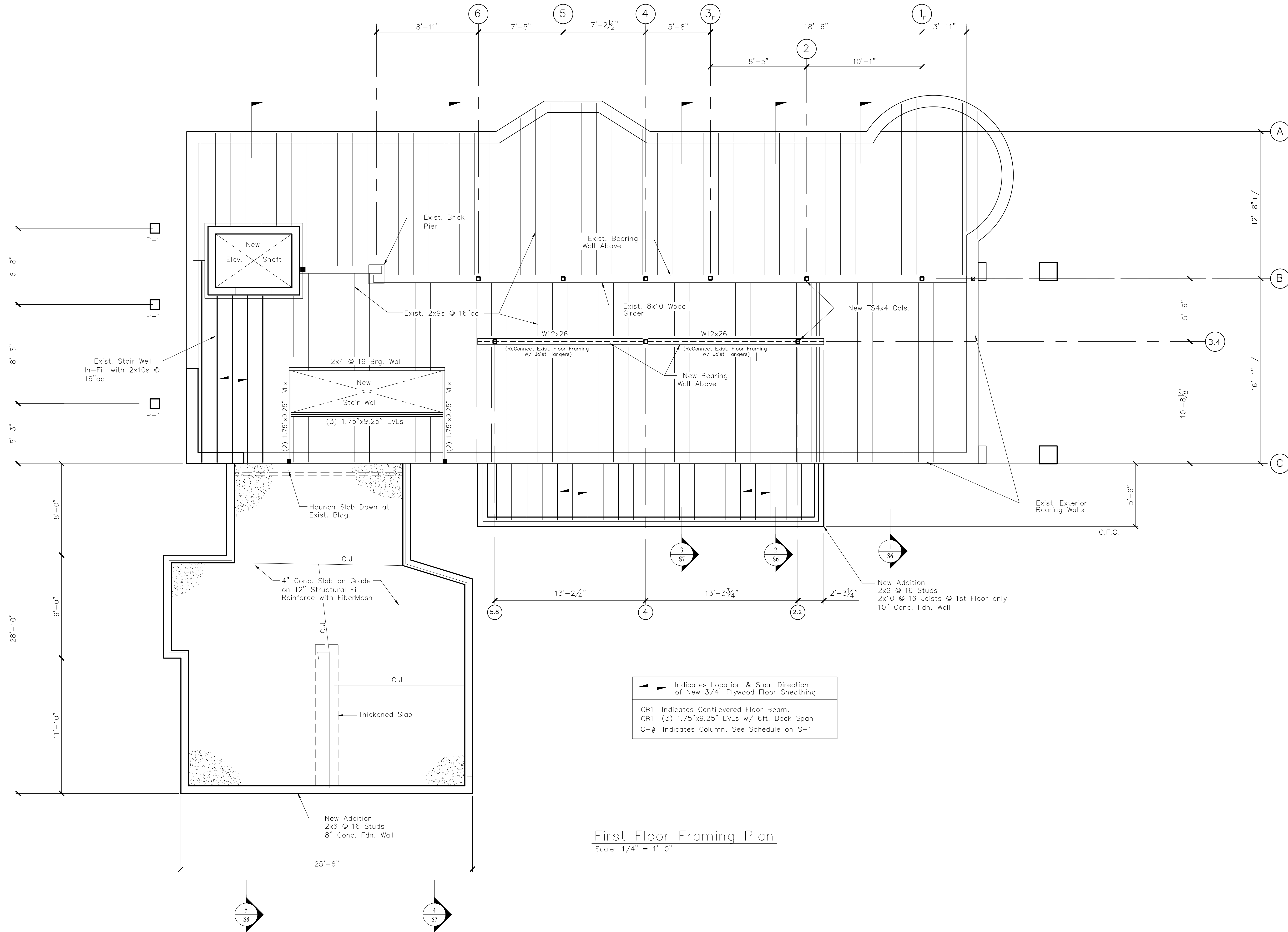
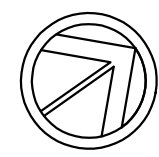


North +/-




First Floor Framing Plan  
Scale: 1/4" = 1'-0"

Reproduction of this document without the written consent of Shelley Engineering, Inc. is prohibited.

SEI Shelley Engineering, Inc.  
Structural Consultants  
P.O. Box 1030  
Gray, Maine 04039  
Phone (207) 657-8031  
www.ShelleyEngineering.com

Permit	5/23/14
Designed By:	TGS
Drawn By:	TGS

Renovations To  
130 Eastern Promenade  
Portland  
Maine



SHEET TITLE:  
First Floor Framing Plan  
S2 of 9  
SEI Job # 2014-083